

From the
Anvil[®]
www.fromtheanvil.co.uk



THE COLLECTION

ISSUE NINE

Issue Nine

INTRODUCTION

Welcome to the 2015 showcase of 'From the Anvil's finest range yet.

Our latest catalogue introduces over 200 new products, designed and developed in response to customer demand for an ever more versatile collection.

The process of hand-forging mild steel to achieve unique pieces of stylish, functional ironmongery is what we do best and we continue to maintain the strength and quality of our brand by honing each item to the highest specification.

Highlights to look out for in this edition include: new hand-forged cabin hooks in two finishes and a wide range of sizes, an octagonal style centre door knob, a variety of new window espagnolette handles, shelf brackets and large pull handles... Amongst them you'll notice that the scope of finishes has been increased to enhance a number of our existing, most popular styles.

Issue Nine
CONTENTS

PRODUCT FINISHES	PAGE 4-5
<hr/>	
HINGES	PAGE 6-22
DOOR CLOSERS	PAGE 23
THUMBLATCHES & LATCHES	PAGE 24-34
RING TURNS	PAGE 35
LEVER HANDLES	PAGE 36-56
PULL HANDLES	PAGE 57-66
DOOR KNOBS	PAGE 67-74
BOX & RIM LOCKS	PAGE 75-79
ESCUTCHEONS, THUMBURNS & CYLINDER PULLS	PAGE 80-84
DOOR KNOCKERS	PAGE 85-88
LETTERPLATES & COVERS	PAGE 89-94
LETTERS, NUMBERS & SIGNS	PAGE 95-99
DOOR GRILLS, NAILS & STUDS	PAGE 100-102
BOLTS	PAGE 103-109
PUSHPLATES & DOOR STOPS	PAGE 110-111
HOOKS	PAGE 112-121
CUPBOARD KNOBS, LATCHES & TURNS	PAGE 122-128
<hr/>	
WINDOW FASTENERS & ACCESSORIES	PAGE 129-135
WINDOW STAYS & ACCESSORIES	PAGE 136-143
WINDOW ESPAGNOLETTES	PAGE 144-153
SASH WINDOW FURNITURE	PAGE 154-156
FANLIGHT WINDOW FURNITURE	PAGE 157-160
TRICKLE VENTS	PAGE 161-163
<hr/>	
CURTAIN POLE FURNITURE	PAGE 164-167
<hr/>	
SHELF, HANDRAIL & MENDING BRACKETS	PAGE 168-171
<hr/>	
LOCKS, LATCHES & ACCESSORIES	PAGE 172-180
<hr/>	
ELECTRICAL ACCESSORIES	PAGE 181-182
<hr/>	
SPARES	PAGE 183
<hr/>	
GENERAL MAINTENANCE & CARE GUIDE	PAGE 184-185
<hr/>	
DESIGN, MANUFACTURE & QUALITY	PAGE 186
<hr/>	
INSPIRATION	PAGE 187-189
<hr/>	
INDEX	PAGE 191-193
<hr/>	
SUPPLY POLICY & CONDITIONS OF SALE	PAGE 194

Copyright - From The Anvil - www.fromtheanvil.co.uk

THE COLLECTION - ISSUE NINE

PRODUCT FINISHES



BEESWAX

Beeswax Finish - (For Internal Use Only)

The beeswax finish is the most authentic finish for steel. When our highly skilled blacksmiths have finished forging each product the colours left in the steel range from blue to deep red ochre. To preserve these beautiful colours and the texture from the hammer and anvil, we apply pure beeswax. This gives a subtle, matt richness to the metal and offers excellent protection when products are fitted internally and properly maintained. To bring out the best in our original Beeswax Finish we advise that before installation products are given a buff with a soft cloth.

Using maintenance wax will help restore the finish and give protection to this product. Buffing with a cotton cloth will remove the white bloom. If surface rust occurs, rub with 00 grade wire wool and apply Anvil Maintenance Wax with a rag. All moving parts should be oiled prior to fitting and periodically afterwards. See full maintenance guide on page 184.



BLACK

Black Finish - (For Internal or External Use)

Our traditional satin Black Finish is baked in a high-temperature oven giving it an attractive, durable and corrosion-resistant finish which is low maintenance and can be used internally or externally. It is resistant to moisture so can be used in bathrooms and damp conditions.

We recommend that ironmongery is wiped with a lightly oiled cloth from time-to-time. This will remove harmful deposits and restore it to its original condition. All moving parts should be oiled prior to fitting and periodically afterwards. Always use a pilot drill and rub screw with candle wax before fitting. See full maintenance guide on page 184.



PEWTER
PATINA

Pewter Patina Finish * - (For Internal or External Use)

This finish is elegant and beautifully highlights the texture of the steel. Stylish and modern, it is equally suited to a contemporary home as well as a period property.

It has excellent anti-corrosion properties and we recommend that the ironmongery is wiped with a lightly oiled cloth once a month. This will remove harmful deposits and restore it to its original condition. Never use any form of metal cleaner or aerosol spray. All moving parts should be oiled prior to fitting and periodically afterwards.

Screws supplied with this product are finished individually so please take care when fitting. Always use a pilot drill and rub screws with candle wax before fitting. See full maintenance guide on page 184.

* All references to 'Pewter' throughout this brochure refers to products being finished with a 'Pewter Patina Finish'.



BRONZE

Bronze Finish - (For Internal or External Use)

This range is coated with a permanent bronze finish which will always look at its best for years to come and is completely weatherproof. This finish is elegant and beautifully highlights the texture of the steel with rustic and distinctive qualities that complement stained or painted woodwork.

It has excellent anti-corrosion properties and we recommend that the ironmongery is wiped with a lightly oiled cloth once a month. This will remove harmful deposits and restore it to its original condition. Never use any form of metal cleaner or aerosol spray. All moving parts should be oiled prior to fitting and periodically afterwards.

The screws supplied with this product are finished individually so please take care when fitting. Always use a pilot drill and rub screw with candle wax before fitting. See full maintenance guide on page 184.



ANTIQUE
BRASS

Antique Brass Finish - (For Internal or External Use)


All of our Antique Brass products are cast from high quality solid brass and have been manufactured to the highest standards. This finish has been treated to speed up the natural tarnishing process which produces the antique feel of the product. It is burnished making it smooth in appearance and is used as an alternative finish where a highly polished surface is not desired. The finish is un-lacquered, will tarnish naturally causing the aged patina to darken with time. A semi gloss finish can be achieved by using Brasso. Always use a pilot drill and rub screws with candle wax. See full maintenance guide on page 184.



POLISHED
BRASS

Polished Brass Finish - (For Internal or External Use)

All of our Polished Brass products are manufactured to the highest standards and un-lacquered so to retain the original finish, regular polishing with a good quality metal polish is essential. However, if the intention is to allow the surface to age through oxidization, no attention needs to be given. Over time the brass will acquire a darker and more aged patina. Always use a pilot drill and rub screws with candle wax before fitting. See full maintenance guide on page 184.



IRON

Iron Finish - (For Internal or External Use)

This product is made from Iron & exhibits the natural beauty and texture of the metal. It is cast and dressed giving a tactile finish. It is protected from weather and high moisture areas by a clear powder coating process which also gives it its colour. This finish provides an attractive, durable and corrosion resistant coating which will last for many years if oiled. Always use a pilot drill and rub screws with candle wax before fitting. See full maintenance guide on page 184.



NATURAL SMOOTH

Natural Smooth Finish - (For Internal Use Only)

A natural cast iron, finished with a clear matt lacquer which produces a beautifully textured look and feel. Is only intended for internal use. If fitted externally i.e in an enclosed porch/bathroom it will need to be treated with Maintenance Wax periodically. Always use a pilot drill and rub screws with candle wax before fitting. See full maintenance guide on page 184.



NATURAL TEXTURED

Natural Textured Finish - (For Internal Use Only)

A natural cast iron, finished with a clear matt lacquer which produces a beautifully textured look and feel. These products are only intended for internal use or when used in a protected area like in an enclosed porch, but needs to be waxed periodically. See full maintenance guide on page 184.



ANTIQUPE PEWTER

Antique Pewter Finish - (For Internal or External Use)

This Antique Pewter finish is applied to the product and has excellent anti-corrosion properties. Periodic wiping with a lightly oiled cloth will further help to preserve the beauty of this finish. See full maintenance guide on page 184.



POLISHED CHROME

Polished Chrome Finish - (For Internal or External Use)

A mirror finished, chrome plate applied to either solid brass or steel. See full maintenance guide on page 184.



BRUSHED SATIN CHROME

Brushed Satin Chrome Finish - (For Internal or External Use)

A satin chrome finish which has a brushed effect running down the product. See full maintenance guide on page 184.



POLISHED NICKEL

Polished Nickel Finish - (For Internal or External Use)

A highly polished finish with a nickel plating applied to a solid brass substrate. Nickel is similar to the polished chrome (silver) finish but with a slightly warmer tone. An unlaquered finish because nickel will not tarnish. See full maintenance guide on page 184.



EBONY

Ebony - (For Internal or External Use)

Our Ebony finish products have a rich, dark look and feel for a very distinctive quality. The material has a very high density and fine texture which gives a very smooth finish. Can be polished or waxed to maintain the vibrance of the wood and to give overall protection. Designed to be used internally but can also be used externally if maintained with Anvil wax. See full maintenance guide on page 184.



ROSEWOOD

Rosewood - (For Internal or External Use)

Our Rosewood products are strong and heavy with a richly hued reddish colour and much darker veining. Can be polished or waxed to maintain the vibrancy of the wood and to give overall protection. Designed to be used internally but can also be used externally if maintained with Anvil wax. See full maintenance guide on page 184.

General Care

Lightly oiling as soon as you get or fit your product (not beeswax) will help prevent any build up of harmful deposits which can drastically shorten the lifespan of your furniture. We recommend that ironmongery is also wiped with a lightly oiled cloth from time-to-time (not beeswax). This will help remove harmful deposits and restore it to its original condition. All moving parts should be oiled prior to fitting and periodically afterwards. A 3-in-1 oil would be perfect for all oiling purposes. (See page 184 for more info).

Warning: The chemicals in wet plaster will rust our products. Only fit your new ironmongery when you have made sure that all new plaster is fully cured.

Warning: We do not recommend using our products in coastal areas as the salt content in the air will rust all finishes. Only stainless steel will not rust in this sort of environment and therefore our products cannot be guaranteed.

PENNY END T HINGES



22" T HINGE

OVERALL SIZE: 560MM X 152MM
 FIXING PLATE: 152MM X 38MM
 HINGE ARM: 508MM

33012 - Black Finish

33011
 BEESWAX

33012
 BLACK

33655
 PEWTER



Made from thicker steel and is ideal for carrying very heavy, 3' doors or bigger.

18" T HINGE

OVERALL SIZE: 457MM X 127MM
 FIXING PLATE: 127MM X 25MM
 HINGE ARM: 407MM

33656 - Pewter Patina Finish

33010
 BEESWAX

33009
 BLACK

33656
 PEWTER



Suitable for 2'6" to 2'9" ledged doors.

15" T HINGE

OVERALL SIZE: 381MM X 127MM
 FIXING PLATE: 127MM X 25MM
 HINGE ARM: 330MM

33184
 BEESWAX

33990
 BLACK

33653
 PEWTER



33184 - Beeswax Finish

Suitable for 2' to 2'3" doors.

12" T HINGE



OVERALL SIZE: 305MM X 115MM
 FIXING PLATE: 115MM X 25MM
 HINGE ARM: 254MM

33652 - Pewter Patina Finish

Suitable for wardrobe doors.

- 33006
BEESWAX
- 33989
BLACK
- 33652
PEWTER

9" T HINGE

OVERALL SIZE: 228MM X 102MM
 FIXING PLATE: 102MM X 25MM
 HINGE ARM: 178MM



33988 - Black Finish

Suitable for wide kitchen cupboard doors.

- 33204
BEESWAX
- 33988
BLACK
- 33789
PEWTER

6" T HINGE

OVERALL SIZE: 152MM X 102MM
 FIXING PLATE: 102MM X 13MM
 HINGE ARM: 114MM




33154 - Beeswax Finish

Suitable for hand crafted cupboard doors.

- 33154
BEESWAX
- 33987
BLACK
- 33788
PEWTER

4" T HINGE

OVERALL SIZE: 102MM X 79MM
 FIXING PLATE: 79MM X 13MM
 HINGE ARM: 76MM



33650 - Pewter Patina Finish

Suitable for hand crafted cupboard doors.

- 33188
BEESWAX
- 33986
BLACK
- 33650
PEWTER



ARROW HEAD T HINGES

36" BARN DOOR T HINGE

OVERALL SIZE: 914MM X 305MM
FIXING PLATE: 305MM X 51MM
HINGE ARM: 838MM



This hinge can carry the largest of barn or garage doors and allows the door to be in line with the front of the frame.

● 33233
BLACK

35" HOOK & BAND HINGE - CRANKED

OVERALL SIZE: 889MM X 194MM
FIXING PLATE: 194MM X 54MM (PIN DIAMETER: 15MM)
HINGE ARM: 825MM



33234 - Black Finish

● 33234
BLACK

● 33741
PEWTER

Ideal for barn or garage doors. This hinge is cranked to allow the door to be in line with the front of the frame. There is no need for the fixing plate to be morticed into the frame of the door.

24" HOOK & BAND HINGE

OVERALL SIZE: 610MM X 158MM
FIXING PLATE: 158MM X 51MM (PIN DIAMETER: 15MM)
HINGE ARM: 577MM



Ideal for heavy, internal doors. The hook plate needs to be morticed into the frame, making the door in-line with the frame.

● 33189
BEESWAX

● 33286
BLACK

● 33742
PEWTER

33189 - Beeswax Finish

24" BAND & SPIKE HINGE

OVERALL SIZE: 610MM X 190MM
SPIKE: 158MM OVERALL: 190MM (PIN DIAMETER: 15MM)
HINGE ARM: 572MM



● 33216
BEESWAX

Ideal for heavy, internal doors. When fixing the Spike Pin you need to drill a series of pilot holes.

22" T HINGE

OVERALL SIZE: 562MM X 156MM
 FIXING PLATE: 156MM X 34MM
 HINGE ARM: 502MM

33808 - Black Finish

33844 ●
 BEESWAX

33808 ●
 BLACK

33792 ●
 PEWTER



Made from thicker steel and is ideal for carrying very heavy, 3' doors or bigger.

18" T HINGE

OVERALL SIZE: 457MM X 127MM
 FIXING PLATE: 127MM X 25MM
 HINGE ARM: 425MM

33654 - Pewter Patina Finish

● 33158
 BEESWAX

● 33974
 BLACK

● 33654
 PEWTER



The knuckle is longer than the penny end hinge & the fixing plate is narrow enough to be hung on a modern door lining. We recommend cutting the architrave over the fixing plate. Sold as a pair with all fixing screws.

15" T HINGE

OVERALL SIZE: 387MM X 122MM
 FIXING PLATE: 125MM X 25MM
 HINGE ARM: 340MM

33843 ●
 BEESWAX

33807 ●
 BLACK

33791 ●
 PEWTER



Suitable for 2' to 2'3" doors.

33843 - Beeswax Finish

12" T HINGE



OVERALL SIZE: 305MM X 121MM
 FIXING PLATE: 121MM X 24MM
 HINGE ARM: 267MM

- 33206
BEESWAX
- 33973
BLACK
- 33657
PEWTER

This hinge is ideal for small wardrobe doors.

9" T HINGE

OVERALL SIZE: 230MM X 110MM
 FIXING PLATE: 110MM X 24MM
 HINGE ARM: 194MM



33842
BEESWAX

33806
BLACK

33790
PEWTER

Suitable for wide kitchen cupboard doors.

6" T HINGE

OVERALL SIZE: 178MM X 102MM
 FIXING PLATE: 102MM X 13MM
 HINGE ARM: 157MM



33207
BEESWAX

33972
BLACK

33651
PEWTER

Suitable for cupboard doors.

4" T HINGE

OVERALL SIZE: 114MM X 83MM
 FIXING PLATE: 83MM X 16MM
 HINGE ARM: 88MM



33208
BEESWAX

33971
BLACK

33774
PEWTER

Ideal for hand crafted kitchen cupboard doors.



CAST T HINGES

73227 (16" Cast T Hinge - Black Smooth Finish)

18" CAST T HINGE

OVERALL SIZE: 467MM X 102MM
 FIXING PLATE: 102MM X 25MM
 HINGE ARM: 425MM



- **73228**
BLACK SMOOTH
- **83623**
BLACK ANTIQUE

A high quality cast T hinge suitable for use on a variety of ledged and braced doors up to 2'9" wide.

16" CAST T HINGE

OVERALL SIZE: 394MM X 102MM
 FIXING PLATE: 102MM X 25MM
 HINGE ARM: 356MM



- **73227**
BLACK SMOOTH
- **83622**
BLACK ANTIQUE

A high quality cast T hinge suitable for use on a variety of smaller door sizes (2' to 2'3").

12" CAST T HINGE

OVERALL SIZE: 318MM X 102MM
 FIXING PLATE: 102MM X 25MM
 HINGE ARM: 273MM



- **73226**
BLACK SMOOTH
- **83621**
BLACK ANTIQUE

A high quality cast T hinge suitable for use on a variety of cupboard & wardrobe doors.



CAST T HINGES

33884 (6" T Hinge - Black Antique Finish)

10½" CAST T HINGE

OVERALL SIZE: 255MM X 105MM
 FIXING PLATE: 105MM X 44MM
 HINGE ARM: 217MM



33885 - Black Antique Finish

83625
 BLACK SMOOTH

33885
 BLACK ANTIQUE

A high quality black T hinge suitable for use on a variety of cupboards & wardrobe doors. Black finish allows hinge to be used in bathrooms or damp conditions. Sold in pairs with all necessary fixing screws.

6" CAST T HINGE

OVERALL SIZE: 150MM X 58MM
 FIXING PLATE: 58MM X 30MM
 HINGE ARM: 120MM



83624 - Black Smooth Finish

A high quality black T hinge suitable for use on a variety of cupboards & wardrobe doors. Black finish allows hinge to be used in bathrooms or damp conditions. Sold in pairs with all necessary fixing screws.

83624
 BLACK SMOOTH

33884
 BLACK ANTIQUE

HINGE FRONTS

33238 (18" Hinge Front) & 16633/2 (Ball Bearing Butt Hinge)

18" HINGE FRONT

OVERALL SIZE: 457MM X 51MM

This product is purely decorative when used in conjunction with matching butt hinges.

● 33240
BEESWAX

● 33238
BLACK

● 33786
PEWTER

33240 - Beeswax Finish

24" HINGE FRONT

OVERALL SIZE: 610MM X 57MM

This product is purely decorative when used in conjunction with matching butt hinges.

● 33241
BEESWAX

● 33239
BLACK

● 33787
PEWTER

33787 - Pewter Patina Finish



BUTT HINGES

3" BUTT HINGE



33692 - Pewter Patina Finish

HINGE SIZE: 77MM X 51MM (Beeswax/Pewter)
 LEAF WIDTH: 19MM (Beeswax/Pewter)
 HINGE SIZE: 77MM X 63MM (Black)
 LEAF WIDTH: 26MM (Black)

Three finishes available matching our door or cabinet furniture. Typically used for ledged and braced doors. Sold in pairs with all fixing screws.

- 33436
BEESWAX
- 16632/1
BLACK
- 33692
PEWTER

4" BUTT HINGE

33437
BEESWAX ●

HINGE SIZE: 102MM X 60MM (Beeswax/Pewter)
 LEAF WIDTH: 25MM (Beeswax/Pewter)

16633
BLACK ●

HINGE SIZE: 102MM X 75MM (Black)
 LEAF WIDTH: 31MM (Black)

33693
PEWTER ●

Ideal for use with Hinge Fronts (see picture). Three finishes to match our door furniture. Sold in pairs with all fixing screws.



33437 - Beeswax Finish

3" BALL BEARING BUTT HINGE



16632/2 - Black Finish

OVERALL SIZE: 76MM X 50MM
 LEAF WIDTH: 20MM

A heavy duty butt hinge, ideal for heavyweight doors and windows. The smooth action of the ball bearing will last for years. Sold in pairs with all fixing screws.

- 16632/2
BLACK
- 33697
PEWTER
- 16612/A
SATIN SS

4" BALL BEARING BUTT HINGE

16633/2 ●
BLACK

OVERALL SIZE: 102MM X 76MM
 LEAF WIDTH: 30MM

33698 ●
PEWTER

A heavy duty butt hinge, ideal for heavyweight doors. The smooth action of the ball bearing will last for years. Grade 13 Stainless Steel and CE marked. Sold in pairs with all fixing screws.

16614/1 ○
SATIN SS



33698 - Pewter Patina Finish



PARLIAMENT HINGES

33046 (4" x 3" x 5" Parliament Hinge)



33043 - Black Finish

4" X 2" X 4" PARLIAMENT HINGE

HINGE SIZE: 102MM X 50MM X 102MM
THICKNESS: 3MM

Will project a door away from the frame by 2" when open, clears architraves, window boards etc. CE Grade 13. Certificate and fire rated up to 1 hour. Sold in pairs with screws. 120 kg max weight - based on 3 hinges

-  **33043**
BLACK
-  **33044**
PEWTER

4" X 3" X 5" PARLIAMENT HINGE

HINGE SIZE: 102MM X 75MM X 125MM
THICKNESS: 3.5MM

Will project a door away from the frame by 3" when open, clears architraves, window boards etc. CE Grade 13. Certificate and fire rated up to 1 hour. Sold in pairs with screws. 120 kg max weight - based on 3 hinges



33046 - Pewter Patina Finish

33045
BLACK

33046
PEWTER

4" X 4" X 6" PARLIAMENT HINGE

HINGE SIZE: 102MM X 102MM X 152MM
THICKNESS: 3.5MM

Will project a door away from the frame by 4" when open, clears architraves, window boards etc. CE Grade 13. Certificate and fire rated up to 1 hour. Sold in pairs with screws. 120 kg max weight - based on 3 hinges

 **33047**
BLACK

 **33048**
PEWTER



33047 - Black Finish

H HINGES

33260 (H Hinge Painted)

3 1/4" H HINGE



OVERALL SIZE: 82MM X 32MM
FIXING PLATE: 82MM X 13MM

Ideal for use when hanging cabinet and cupboard doors or can be used with window shutters. Sold in pairs with all fixing screws.

- 33260
BEESWAX
- 33985
BLACK
- 33914
BRONZE

4" H HINGE

- 33845
BEESWAX
- 33810
BLACK
- 33628
PEWTER

OVERALL SIZE: 102MM X 41MM
FIXING PLATE: 102MM X 16MM

Ideal for use when hanging cabinet and cupboard doors or can be used with window shutters. Sold in pairs with all fixing screws.



7" H HINGE



OVERALL SIZE: 178MM X 70MM
FIXING PLATE: 178MM X 25MM

Ideal for internal doors & shutters. This hinge may also be used in a bi-folding situation. Sold in pairs with all fixing screws.

- 33181
BEESWAX
- 33756
BLACK
- 33785
PEWTER

HL HINGES

33257 (HL Hinge)



3 1/4" HL HINGE

OVERALL SIZE: 83MM X 70MM
'L' FIXING PLATE: 83MM X 51MM

Used in similar applications to the H hinges but with one strap shaped like a letter L to provide extra strength for heavier or damaged doors. Sold in pairs and come complete with fixing screws.

● 33257
BEESWAX

● 33755
BLACK

● 33784
PEWTER

7" HL HINGE

● 33182
BEESWAX

OVERALL SIZE: 178MM X 172MM
'L' FIXING PLATE: 178MM X 133MM

● 33757
BLACK

Used in similar applications to the H hinges but with one strap shaped like a letter L to provide extra strength for heavier or damaged doors. Sold in pairs and come complete with fixing screws.

● 33760
PEWTER



9" HL HINGE

OVERALL SIZE: 228MM X 228MM
'L' FIXING PLATE: 228MM X 184MM

Used in similar applications to the H hinges but with one strap shaped like a letter L to provide extra strength for heavier or damaged doors. Sold in pairs and come complete with fixing screws.

● 33183
BEESWAX

● 33758
BLACK

● 33759
PEWTER

BUTTERFLY & HALF BUTTERFLY HINGES



33687 (Butterfly Hinge)

HALF BUTTERFLY HINGE - SMALL



33258 - Beeswax Finish

OVERALL SIZE: 51MM X 51MM
FIXING PLATE: 51MM X 10MM
HINGE ARM: 51MM X 32MM

A decorative hinge but with only one wing so they are easier to mount in restricted spaces. Sold as a pair with matching fixing screws.


- **33258**
BEESWAX
- **33812**
BLACK
- **33782**
PEWTER

HALF BUTTERFLY HINGE - LARGE

- **33259**
BEESWAX
- **33811**
BLACK
- **33783**
PEWTER

OVERALL SIZE: 82MM X 82MM
FIXING PLATE: 76MM X 16MM
HINGE ARM: 82MM X 57MM

A decorative hinge but with only one wing so they are easier to mount in restricted spaces. Sold as a pair with matching fixing screws.



33811 - Black Finish

BUTTERFLY HINGE - SMALL



33199 - Beeswax Finish

OVERALL SIZE: 76MM X 51MM
HINGE ARM: 51MM X 35MM

A decorative carpentry hinge that can be used for a number of smaller applications like kitchen cupboards and trinket boxes. Sold as a pair with matching fixing screws.

- **33199**
BEESWAX
- **33814**
BLACK
- **33687**
PEWTER

BUTTERFLY HINGE - LARGE

- **33200**
BEESWAX
- **33813**
BLACK
- **33761**
PEWTER

OVERALL SIZE: 127MM X 83MM
HINGE ARM: 83MM X 57MM

A decorative carpentry hinge that can be used for a number of larger applications like doors and desk lids. Sold as a pair with beeswaxed fixing screws.



33761 - Pewter Patina Finish



ORNATE & SHUTTER HINGES

33213 (Shutter Hinge)

SHUTTER HINGE

OVERALL HEIGHT: 102MM
HINGE LEAF: 38MM X 41MM
TAIL: 44MM X 51MM

French shutter hinges are designed with an angled offset on which the shutter is mounted so that when the shutter is opened it is thrown clear of the window. Sold as a pair with all fixing screws.

33213
BEESWAX



ORNATE HINGE

OVERALL SIZE: 95MM X 63MM
HINGE LEAVES: 60MM & 25MM

Sold as a pair with beeswaxed fixing screws.



33219
BEESWAX

STORMPROOF & FRICTION HINGES



Top Hung Friction Hinge

2 1/2" STORMPROOF HINGE

16637
BLACK ●

16635
SC/BRASS ●

16636
BZP ●

HINGE LEAF: 63MM X 27MM
A medium duty hinge used on Vent Lights and Casement Windows. Cranked at 90 degrees to allow a close, weatherproof fit. All finishes are sold in pairs but only the black comes with screws.



16637 - Black Finish



Top Hung Friction Hinge

FRICTION HINGE TOP OR SIDE HUNG

STACK HEIGHT: 13MM

This Defender hinge has accurate closure and smooth operation. Suitable for wood, UPVC and aluminium windows. Effective weather proofing and draft proofing with plastic ends. Sold in pairs without screws.

PRODUCT CODE:	15601	15602	15603	15604	15605	15606	15607	15608
TOP OR SIDE HUNG:	TOP	TOP	TOP	TOP	TOP	TOP	SIDE	SIDE
FINISH:	● SS	● SS	● SS	● SS	● SS	● SS	● SS	● SS
SIZE:	8"	10"	12"	16"	20"	24"	12"	16"
WEIGHT:	12KG	16KG	20KG	21KG	24KG	35KG	22KG	24KG
OPENING:	50°	80°	80°	80°	50°	37.5°	60°	60°

DOOR CLOSERS



33041 (Door Closer & Cover)



DOOR CLOSER & COVER SIZE 2-5

CASE LENGTH: 270 MM
CASE HEIGHT: 69MM
CASE DEPTH: 41MM

A heavy duty, but slimline power adjustable overhead door closer, suitable for schools, public buildings, offices, hotels and hospitals. Works with a maximum weight of up to 110kg and a maximum width of up to 1250mm and has an adjustable power EN2-5 mechanism.

● 33042
BLACK

DOOR CLOSER & COVER SIZE 3

COVER LENGTH: 190MM
COVER HEIGHT: 49MM
COVER DEPTH: 69MM

This Door Closer fits to the 'Pull' or 'Push' side of your internal door and works with a maximum weight of up to 60kg, a maximum width of up to 950mm and a maximum height of up to 2100mm. Independent adjustment of closing and latching speeds due to the '2 valve mechanism'.

● 33041
BLACK



BEAN THUMBLATCHES



MEDIUM BEAN THUMBLATCH

33101
BEESWAX ●

HANDLE LENGTH: 210MM
THUMB BAR LENGTH: 140MM
LATCH LENGTH: 190MM

33176
BLACK ●

33649
PEWTER ●

The thumb piece passes through the door and raises the latch bar off the keep. To restrict the latch bar movement a staple pin and a screw-on staple pin are provided (discard unused pin). For use on doors with a maximum thickness of 55mm.



MEDIUM BEAN THUMBLATCH - XL

HANDLE LENGTH: 216MM
THUMB BAR LENGTH: 165MM
LATCH LENGTH: 190MM

● **33101XL**
BEESWAX

● **33815**
BLACK

● **33762**
PEWTER

The thumb piece passes through the door and raises the latch bar off the keep. To restrict the latch bar movement a staple pin and a screw-on staple pin are provided (discard unused pin). Comes with an extra long thumb bar for use on doors with a maximum thickness of 75mm.



HEAVY BEAN THUMBLATCH

33159
BEESWAX

HANDLE LENGTH: 228MM
THUMB BAR LENGTH: 140MM

33253
BLACK

LATCH LENGTH: 216MM

33763
PEWTER

The thumb piece passes through the door and raises the latch bar off the keep. To restrict the latch bar movement a screw-on staple pin is provided. For use on doors with a maximum thickness of 55mm. This product has bigger proportions than the medium thumb latch and is designed for use on larger doors.



SLIM THUMBLATCH

HANDLE LENGTH: 222MM
THUMB BAR LENGTH: 127MM
LATCH LENGTH: 184MM

A different style of thumb latch to the others in our collection with a slim profile handle and a much chunkier look and feel to it. The thumb piece passes through the door and raises the latch bar off the keep. To restrict the latch bar movement a screw-on staple pin is provided. For use on doors with a maximum thickness of 45mm.

33100
BEESWAX



GOTHIC THUMBLATCHES



GOTHIC THUMBLATCH

33150
BEESWAX



HANDLE LENGTH: 216MM
THUMB BAR LENGTH: 140MM
LATCH LENGTH: 190MM

33970
BLACK



33638
PEWTER



The thumb piece passes through the door and raises the latch bar off the keep. To restrict the latch bar movement a staple pin and a screw on staple pin are provided (discard unused pin). For use on doors with a maximum thickness of 55mm.



GOTHIC THUMBLATCH - XL

HANDLE LENGTH: 216MM
THUMB BAR LENGTH: 165MM
LATCH LENGTH: 190MM

The thumb piece passes through the door and raises the latch bar off the keep. To restrict the latch bar movement a staple pin and a screw on staple pin are provided (discard unused pin). Comes with an extra long thumb bar for use on doors with a maximum thickness of 75mm.



33150XL
BEESWAX

CAST THUMBLATCH SET WITH CHAIN

OVERALL HEIGHT: 200MM
HANDLE LENGTH: 110MM
LATCH LENGTH: 150MM

33321
BLACK

Simple cast Suffolk Latch which can be used on doors up to a maximum thickness of 44mm. Includes a chain on the inside for privacy. Supplied with all fixing screws.



CAST SUFFOLK LATCH

BACKPLATE SIZE: 220MM X 45MM
HANDLE LENGTH: 100MM
PROJECTION: 52MM
PLATE THICKNESS: 4MM

A beautiful latch with lots of stylish features including a long bar with octangular knob, nicely decorated keeps and a comfortable handle. Can be used on doors up to a maximum thickness of 44mm.

73264M
BLACK



CAST SUFFOLK LATCH SET

HANDLE LENGTH: 203MM
 THUMB BAR LENGTH: 110MM
 LATCH LENGTH: 95MM

A simple, cast Suffolk Latch Set. The thumb piece passes through the door and raises the latch bar off the keep. To restrict the latch bar movement a screw on staple pin is provided. For use on doors with a maximum thickness of 44mm.

 **30146**
 POLISHED
 BRASS

STAPLE PIN

33202 ●
 BEESWAX

OVERALL SIZE: 54MM X 63MM

33968 ●
 BLACK

A replacement staple pin in case of a missing part from an existing set.

33780 ●
 PEWTER



33202 - Beeswax Finish

LOCKING STAPLE PIN

OVERALL SIZE: 54MM X 63MM

● **33244**
 BEESWAX

● **33174**
 BLACK

● **33648**
 PEWTER

Used in conjunction with a thumb latch, generally on bathroom or toilet doors. Supplied with a leather thong & pin to stop the movement of the latch bar.



33174 - Black Finish

FRAME KEEP PIN

33203 ●
 BEESWAX

OVERALL SIZE: 63MM X 54MM

33969 ●
 BLACK

A replacement frame keep in case of a missing part from an existing set.

33781 ●
 PEWTER



33781 - Pewter Patina Finish

SCREW ON STAPLE GOTHIC END

33304/1 ●
BEESWAX

OVERALL SIZE: 100MM X 18MM

33817 ●
BLACK

Can be used as a replacement for a missing part from an existing thumbblatch set. Ideal to use instead of the 'drive-in' staple pin if fitting on a thinner door.

33637 ●
PEWTER



33304/1 - Beeswax Finish

LOCKING SCREW ON STAPLE GOTHIC END

33480 ●
BEESWAX

OVERALL SIZE: 100MM X 18MM

33482 ●
BLACK

Can be used to lock your bathroom or toilet. Supplied with a leather thong & pin to stop the movement of the latch bar.

33481 ●
PEWTER



33482 - Black Finish

SCREW ON STAPLE PENNY END



33304 - Beeswax Finish

OVERALL SIZE: 108MM X 20MM

Can be used as a replacement for a missing part from an existing thumbblatch set. Ideal to use instead of the 'drive-in' staple pin if fitting on a thinner door.

● **33304**
BEESWAX

● **33175**
BLACK

● **33639**
PEWTER

LOCKING SCREW ON STAPLE PENNY END



33483 - Pewter Patina Finish

OVERALL SIZE: 108MM X 20MM

Can be used to lock your bathroom or toilet. Supplied with a leather thong & pin to stop the movement of the latch bar.

● **33488**
BEESWAX

● **33487**
BLACK

● **33483**
PEWTER

COTTAGE LATCHES



33295 (Cottage Latch - Right Hand)

COTTAGE LATCH LEFT HAND



33294 - Black Finish

33147L
BEESWAX ●

OVERALL SIZE: 152MM X 101MM
HANDLE SIZE: 69MM
ROSETTE SIZE: 67MM

33294
BLACK ●

33666
PEWTER ●

The Cottage Latch is supplied with all fixing screws and an 8mm spindle. It also comes with matching ring for the other side of the door with a rosette back plate. Can be used on doors up to a thickness of 70mm. Made from steel including the bar and keeps, which makes it the only one in the country to be made like this i.e steel throughout.



33667 - Pewter Patina Finish

COTTAGE LATCH RIGHT HAND


OVERALL SIZE: 152MM X 101MM
HANDLE SIZE: 69MM
ROSETTE SIZE: 67MM

● **33147R**
BEESWAX

● **33295**
BLACK

● **33667**
PEWTER

The Cottage Latch is supplied with all fixing screws and an 8mm spindle. It also comes with matching ring for the other side of the door with a rosette back plate. Can be used on doors up to a thickness of 70mm. Made from steel including the bar and keeps, which makes it the only one in the country to be made like this i.e steel throughout.



PRIVACY LATCHES

33862 (Oxford Privacy Latch Set)



OXFORD PRIVACY LATCH SET

OVERALL SIZE: 210MM X 145MM
 LATCH LENGTH: 210MM
 KEEP HEIGHT: 145MM

33862
 BEESWAX ●

33863
 BLACK ●

A decorative latch set used on doors with single side access. Opened with a beaten knob on the latch bar.

33862 - Beeswax Finish

PRIVACY LATCH SET

OVERALL SIZE: 146MM X 28MM
 LATCH LENGTH: 133MM
 FIXING PLATE: 51MM X 51MM

● **33296**
 BEESWAX

● **33818**
 BLACK

*The Privacy Latch Set cannot be opened from the outside.
 Supplied with all fixing screws.*



33818 - Black Finish



LATCH SETS

33779 (Latch Set)

LATCH SET

33160
BEESWAX ●

OVERALL SIZE: 165MM X 25MM
STAPLE SIZE: 54MM X 63MM
SCREW ON STAPLE SIZE: 120MM X 16MM


33966
BLACK ●

The Latch Set is mainly used on doors with single-side access (airing cupboards etc.) and is opened by a knob on the latch bar. To restrict the latch bar movement a staple pin and a screw on staple pin are provided (discard unused pin).

33779
PEWTER ●



33966 - Black Finish



33685 - Pewter Patina Finish

SHAKESPEARE LATCH SET

HANDLE WIDTH: 95MM
LATCH LENGTH: 178MM
FIXING PLATE: 127MM
KEEP SIZE: 127MM X 27MM

The Shakespeare Range has been hand-crafted and is truly an elegant work of art. This set comes complete with two handles and an 8mm spindle long enough for a 3' door or gate thickness.

● **33819**
BLACK

● **33685**
PEWTER



RING TURNS

33686 (Shakespeare Ring Turn)



33951 - Bronze Finish

SHAKESPEARE RING TURN SET

33820
BLACK ●

HANDLE WIDTH: 95MM
FIXING PLATE: 127MM

33686
PEWTER ●

A ring turn set based on the elegant Shakespeare latch. Comes complete with two handles and an 8mm spindle (long enough for a 3' door or gate). We recommend a 4" heavy duty latch (see page 173 for various finishes) which is designed for large doors with a wide stile or centre middle rail.

33951
BRONZE ●



33689 - Pewter Patina Finish

RING TURN HANDLE SET

HANDLE SIZE: 67MM
ROSETTE SIZE: 67MM
SPINDLE SIZE: 8MM

● **33112**
BEESWAX


● **33017**
BLACK

● **33689**
PEWTER

A traditional looking ring turn set which is ideal for many doors around the home. Comes complete with two ring handles, an 8mm spindle and all matching fixing screws. See page 173 for suitable latches.

LEVER HANDLES





33700 - Pewter Patina Finish


AVON LEVER LOCK SET

BACKPLATE SIZE: 152MM X 48MM
 HANDLE LENGTH: 110MM
 CENTRES: 57MM

33824
 BLACK ●

33700
 PEWTER ●

A very striking, contemporary handle that looks great on any type of house, old or new & has a strong spring incorporated into the stylish boss design to give both functionality & elegance. See page 174 for suitable locks.



33823 - Black Finish

AVON LEVER LATCH SET

BACKPLATE SIZE: 152MM X 48MM
 HANDLE LENGTH: 110MM

● 33823
 BLACK

● 33701
 PEWTER

This latch version of our very popular Avon range enables versatility for the user in areas around the home where you have no need for a locking mechanism i.e. in a lounge or dining room. See page 173 for suitable latches.



33702 - Pewter Patina Finish

AVON LEVER BATHROOM SET


BACKPLATE SIZE: 152MM X 48MM
 HANDLE LENGTH: 110MM
 CENTRES: 57MM

33825
 BLACK ●

33702
 PEWTER ●

A bathroom version of the stylish Avon handle which comes complete with a fitted thumbturn, has a smooth turning action and allows the locking of your door when used in conjunction with a bathroom mortice lock (see page 175). The thumbturns are fixed and therefore the Avon is handed but can easily be reversed by way of surclip pliers.

33703 - Pewter Patina Finish



AVON LEVER EURO LOCK SET

BACKPLATE SIZE: 152MM X 48MM
BACKPLATE THICKNESS: 5MM
HANDLE LENGTH: 110MM
CENTRES: 47MM

The Euro version of the Avon handle is designed to be used in conjunction with a euro sash lock and euro cylinder, with or without a thumbturn (see page 177) and allows your door to be locked from the inside or out. Ideal for guest rooms, hotels or replacement of existing Euro handles.

● 33826
BLACK

● 33703
PEWTER

AVON LEVER ON ROSE SET - SPRUNG

BACKPLATE SIZE: 52MM X 52MM
HANDLE LENGTH: 110MM

A stylish and contemporary looking version of the Avon handle which comes in both sprung (33873/S & 33874/S) and unsprung (33873 & 33874) versions. This sprung version houses a very strong spring incorporated into the boss and rose backplate & comes with both bolt through and wood screws. For matching escutcheons see page 82 and for suitable locks & latches see page 173 onwards.

33873/S
BLACK ●

33874/S
PEWTER ●

33874/S
Pewter Patina Finish



AVON LEVER ON ROSE SET - UNSPRUNG

BACKPLATE SIZE: 52MM X 52MM
HANDLE LENGTH: 110MM

A stylish and contemporary looking version of the Avon handle which comes in both sprung (33873/S & 33874/S) and unsprung (33873 & 33874) versions. This unsprung version is ideal for espagnolette locks, has different screw positions on the rose backplate and comes with wood screws only. For matching escutcheons see page 82 and for suitable locks & latches see page 173 onwards.

33873
Black Finish



● 33873
BLACK

● 33874
PEWTER



33123 - Black Finish

AVON LEVER ESPAG. LOCK SET

BACKPLATE SIZE: 241MM X 48MM
BACKPLATE THICKNESS: 5MM
HANDLE LENGTH: 110MM
CENTRES: 92MM
FIXING CENTRES: 215MM

An espagnolette version of the stylish Avon handle, which is designed with an extra long backplate to be used with all multi point locks (3 point locking systems - see page 178 & Euro Cylinders - see page 177). This handle is not sprung and allows for upward (locking) movement of the handle but still incorporates the same, elegant boss design.

● 33123
BLACK

● 33704
PEWTER



33033 - Black Finish

AVON SPRUNG SLIMLINE LEVER ESPAG. LOCK SET

BACKPLATE SIZE: 243MM X 32MM
BACKPLATE THICKNESS: 13MM
HANDLE LENGTH: 110MM
CENTRES: 92MM
FIXING CENTRES: 212MM

A 'Slim' espagnolette version of the stylish Avon handle, which is designed with an extra long backplate to be used with all multi point locks (see pages 177-178). The slimline handle is not 'handed' so can be used either side of your door and is bolt fixed from one side only for added security. It also has a spring incorporated into the handle which will always return it back to 90°.

● 33033
BLACK

● 33034
PEWTER



33123 - Black Finish

NARROW LEVER ESPAG. LOCK SET

BACKPLATE SIZE: 220MM X 30MM
BACKPLATE THICKNESS: 5MM
HANDLE LENGTH: 115MM
CENTRES: 92MM
FIXING CENTRES: 123MM

This narrow Espag. set has a very nice 'twist' detail in the handle and is designed to be used with multi point locks (see page 178 & Euro Cylinders - see page 177). The handle is not sprung which allows for the upward (locking) movement commonly associated with espagnolette systems and ideal for upvc doors.

● 33119
BLACK

● 33633
PEWTER



GOTHIC LEVER HANDLES

33600 (Gothic Lever Lock)

GOTHIC LEVER LOCK SET

BACKPLATE SIZE: 248MM X 44MM
 HANDLE LENGTH: 110MM
 CENTRES: 57MM

The Gothic range gets its name from the 'pointed arch' to the backplate, reminiscent of Gothic architecture and the styled handle, turned to be seen at an angle, notched and pointed at the end only adds to that 'Gothic' effect. This lock version is ideal for a front door with a similar style but also looks great on any entrance way. See page 174 for suitable locks.



33942 - Bronze Finish

- | | | | |
|---|---|--|--|
|  33271
BEESWAX |  33276
BLACK |  33600
PEWTER |  33942
BRONZE |
|---|---|--|--|



33275 - Black Finish

GOTHIC LEVER LATCH SET

BACKPLATE SIZE: 248MM X 44MM
 HANDLE LENGTH: 110MM

This latch version of our Gothic handle allows the same style to be carried throughout the home lending itself to a multitude of areas from dining rooms and lounges to bedrooms and kitchens. See page 173 for suitable latches.

- | |
|---|
|  33270
BEESWAX |
|  33275
BLACK |
|  33601
PEWTER |
|  33945
BRONZE |



33272 - Beeswax Finish

GOTHIC LEVER BATHROOM SET

BACKPLATE SIZE: 248MM X 44MM
 HANDLE LENGTH: 110MM
 CENTRES: 57MM

33272
 BEESWAX

33274
 BLACK

33604/B
 PEWTER

This bathroom set completes the Gothic range of handles and comes with a fitted thumbturn, which has a smooth turning action and allows the locking of your door when used in conjunction with a bathroom mortice lock (see page 175). Please note Beeswax & Black handles have the new 'Boss' design (see image) whereas the Pewter Patina version has both the original (limited numbers available) and new design - Please see website for individual product images - www.fromtheanvil.co.uk



33277 - Black Finish

GOTHIC LEVER EURO LOCK SET

BACKPLATE SIZE: 248MM X 44MM
 BACKPLATE THICKNESS: 5MM
 HANDLE LENGTH: 110MM
 CENTRES: 47MM

The Euro version of the Gothic handle is designed to be used in conjunction with a Euro sash lock and Euro cylinder (see page 177) and allows your door to be locked from inside or out. Ideal for patio doors or replacement of existing Euro handles. Please note the Beeswax handle has the new 'Boss' design whereas the Black has the original design only (see image) & the Pewter Patina version has both the original (limited numbers available) and new design - Please see website for individual product images - www.fromtheanvil.co.uk

33269
 BEESWAX

33277
 BLACK

33604/47
 PEWTER

GOTHIC LEVER ESPAG. LOCK SET

BACKPLATE SIZE: 248MM X 44MM
 BACKPLATE THICKNESS: 5MM
 HANDLE LENGTH: 110MM
 CENTRES: 92MM
 FIXING CENTRES: 192MM

33273
 BLACK

33604
 PEWTER

An espagnolette version of the Gothic handle, which is designed to be used with multi point locks, including narrow backset 3 point locking systems - (see page 178 & Euro Cylinders - see page 177). This handle allows for the upward (locking) movement.



33604 - Pewter Patina Finish

GOTHIC CURVED SPRUNG LEVER HANDLES



33635 (Gothic Curved Lever Latch)

GOTHIC CURVED SPRUNG LEVER LOCK SET



33634 - Pewter Patina Finish

BACKPLATE SIZE: 248MM X 43MM
HANDLE LENGTH: 115MM
CENTRES: 57MM

The Gothic Curved range of handles have a heavy duty spring incorporated in a stylish boss design. The backplate keeps the same pointed 'Gothic' look but with a softer, 'curved' handle design. See page 174 for suitable locks.

● 33136
BLACK

● 33634
PEWTER

GOTHIC CURVED SPRUNG LEVER LATCH SET

BACKPLATE SIZE: 248MM X 43MM
HANDLE LENGTH: 115MM

● 33137
BLACK

● 33635
PEWTER

This latch version of our Gothic Curved handle allows the same style to be carried throughout the home and has a multitude of areas where it can be used from dining rooms and lounges to bedrooms and kitchens. See page 173 for suitable latches.



33137 - Black Finish

GOTHIC CURVED SPRUNG LEVER HANDLES

33138 - Black Finish



GOTHIC CURVED SPRUNG LEVER BATHROOM SET

BACKPLATE SIZE: 248MM X 43MM
HANDLE LENGTH: 115MM
CENTRES: 57MM

This bathroom set helps to complete the Gothic Curved range of handles and comes complete with a fitted thumbturn, which has a smooth turning action and allows the locking of your door when used in conjunction with a bathroom mortice lock (see page 175).



33138
BLACK



33636
PEWTER



33765 (Gothic Curved Lever Espag)

33765 - Pewter Patina Finish



GOTHIC CURVED ESPAGNOLETTE LOCK SET

BACKPLATE SIZE: 248MM X 43MM
BACKPLATE THICKNESS: 5MM
HANDLE LENGTH: 115MM
CENTRES: 92MM

An espagnolette version of the Gothic Curved handle, which is designed to be used with multi point locks, including narrow backset 3 point locking systems - (see page 178 & Euro Cylinders - see page 177). This handle allows for the upward (locking) movement.

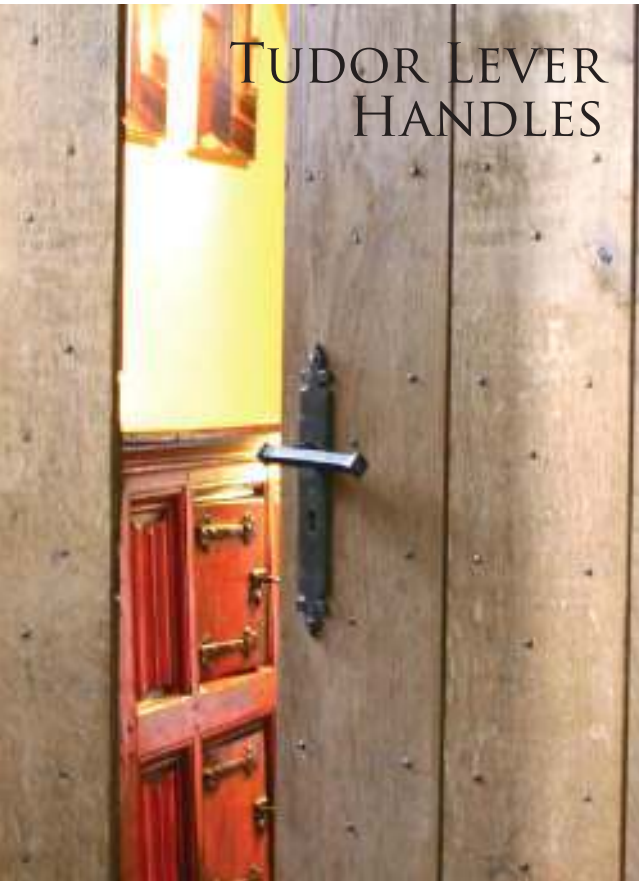


33764
BLACK



33765
PEWTER

TUDOR LEVER HANDLES



33170 (Tudor Lever Lock)

TUDOR LEVER LOCK SET

BACKPLATE SIZE: 273MM X 40MM
HANDLE LENGTH: 132MM
CENTRES: 57MM

An authentically styled Tudor lock set with decorative backplate and an angled handle which is pointed at either end. A 3" lock would be advisable with this handle, see page 174 for suitable locks. Please note the Beeswax & Black handles have the new 'Boss' design whereas the Pewter Patina version has the original design only - Please see website for individual product images - www.fromtheanvil.co.uk

● 33170
BEESWAX

● 33247
BLACK

● 33608
PEWTER



33170 - Beeswax Finish

TUDOR LEVER LATCH SET

BACKPLATE SIZE: 273MM X 40MM
HANDLE LENGTH: 132MM

A latch handle to compliment the lock version and allows use in a multitude of areas around the home. It's distinctive style wouldn't look out of place on any style of door, painted or natural. A 3" latch is advisable (see page 173). Please note the Beeswax handle has the new 'Boss' design whereas the Black & Pewter Patina versions have the original design - Please see website for individual product images - www.fromtheanvil.co.uk

● 33171
BEESWAX

● 33173
BLACK

● 33609
PEWTER



33609 - Pewter Patina Finish

TUDOR LEVER BATHROOM SET

BACKPLATE SIZE: 273MM X 40MM
HANDLE LENGTH: 132MM
CENTRES: 57MM

This bathroom set helps to complete the Tudor Lever range of handles and comes complete with a fitted thumbturn, which has a smooth turning action and allows the locking of your door when used in conjunction with a bathroom mortice lock (see page 175).

● 33828
BLACK

● 33802
PEWTER

33828 - Black Finish



33827 - Black Finish




TUDOR LEVER EURO LOCK SET

BACKPLATE SIZE: 248MM X 43MM
HANDLE LENGTH: 115MM
CENTRES: 47MM

The Euro version of the Tudor handle is designed to be used in conjunction with a Euro sash lock and Euro cylinder (see page 177) and allows your door to be locked from inside or out. Ideal for patio doors or replacement of existing Euro handles.

● 33827
BLACK

TUDOR LEVER HANDLES



33854 (Tudor Lever Espag)

33766 - Pewter Patina Finish



TUDOR LEVER ESPAG. LOCK SET

BACKPLATE SIZE: 273MM X 40MM
BACKPLATE THICKNESS: 5MM
HANDLE LENGTH: 132MM
CENTRES: 92MM
FIXING CENTRES: 243MM

The espag. version compliments the range and is designed to be used with multi point locks, including narrow backset 3 point locking systems - (see page 178 & Euro Cylinders - see page 177). This handle allows for the upward (locking) movement.

● 33854
BEESWAX

● 33172
BLACK

● 33766
PEWTER

CROMWELL SPRUNG LEVER HANDLES



33117 (Cromwell Lever Latch)

CROMWELL SPRUNG LEVER LOCK SET

BACKPLATE SIZE: 270MM X 40MM
HANDLE LENGTH: 115MM
CENTRES: 57MM

The Cromwell range of handles have a 'Tudor' style backplate and come with a slightly flattened, triangular shaped handle. They also have a strong spring incorporated into the stylish boss design to give it both functionality and elegance. See page 174 for suitable locks.



33730 - Pewter Patina Finish



33116
BLACK



33730
PEWTER



33117 - Black Finish

CROMWELL SPRUNG LEVER LATCH SET

BACKPLATE SIZE: 270MM X 40MM
HANDLE LENGTH: 115MM

A latch version of the elegant Cromwell handle which allows versatility in its areas of use and helps to create a uniform look throughout your home when used with the other handles in the range. See page 173 for suitable latches.



33117
BLACK



33731
PEWTER

33118 - Black Finish



CROMWELL SPRUNG LEVER BATHROOM SET

BACKPLATE SIZE: 270MM X 40MM
HANDLE LENGTH: 115MM
CENTRES: 57MM

This bathroom set helps to complete the Cromwell range of handles and comes complete with a fitted thumbturn, which has a smooth turning action and allows the locking of your door when used in conjunction with a bathroom mortice lock (see page 175).



33118
BLACK



33732
PEWTER



CROMWELL LEVER HANDLES

33732 (Cromwell Lever Bathroom)

CROMWELL UNSPRUNG LEVER ESPAGNOLETTE SET

BACKPLATE SIZE: 270MM X 40MM
BACKPLATE THICKNESS: 5MM
HANDLE LENGTH: 115MM
CENTRES: 92MM
FIXING CENTRES: 243MM

33067
BLACK



33068
PEWTER



The espag. version compliments the range and is designed to be used with multi point locks, including narrow backset 3 point locking systems (see page 178 & Euro Cylinders - see page 177). This handle allows for the upward (locking) movement.



33068 - Pewter/Patina Finish



MONKEYTAIL LEVER LOCK SET



33279 - Black Finish

BACKPLATE SIZE: 152MM X 51MM
HANDLE LENGTH: 127MM
CENTRES: 57MM

This range of unsprung handles has a simple backplate design so all the focus is directed at the very distinctive Monkeytail handle which has been drawn from a single piece of steel to give an exquisite detail. See page 174 for suitable locks.

● 33900
BEESWAX

● 33279
BLACK

● 33615
PEWTER

MONKEYTAIL LEVER HANDLES

33279 (Monkeytail Lever Lock)

MONKEYTAIL LEVER LATCH SET



33901 - Beeswax Finish

● 33901
BEESWAX

BACKPLATE SIZE: 152MM X 51MM
HANDLE LENGTH: 127MM

● 33278
BLACK

A lever latch handle to compliment the lock version and allows use in a multitude of areas around the home. It's distinctive style wouldn't look out of place on any style of door, painted or natural. See page 173 for suitable latches.

● 33616
PEWTER



33617 - Pewter Patina Finish

MONKEYTAIL LEVER BATHROOM SET

BACKPLATE SIZE:
152MM X 51MM
HANDLE LENGTH: 127MM
CENTRES: 57MM

● 33902
BEESWAX

● 33266
BLACK

● 33617
PEWTER

To finish off the monkeytail range this bathroom handle has a simple backplate design so all the focus is directed at the very distinctive Monkeytail handle, which has been drawn from a single piece of steel to give an exquisite detail. See page 175 for suitable bathroom mortice locks.

DIAMOND ESCUTCHEON

OVERALL SIZE: 41MM
THICKNESS: 2.5MM

Use in conjunction with Monkeytail on Diamond Rosette (See Below).



- 33965**
BLACK
- 33613**
PEWTER
- 33946**
BRONZE

DIAMOND EURO ESCUTCHEON

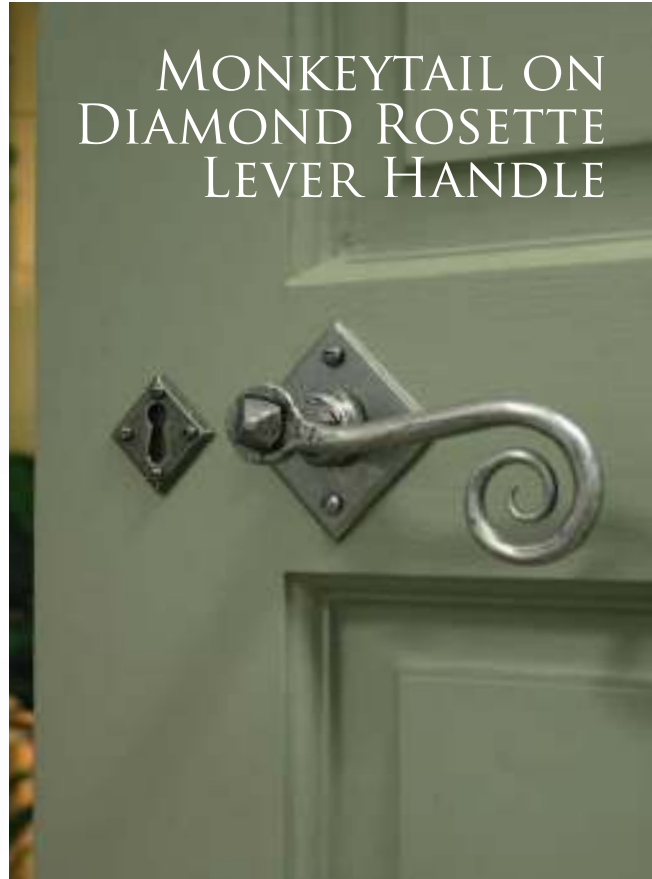
OVERALL SIZE: 51MM
THICKNESS: 2.5MM

Use in conjunction with Monkeytail on Diamond Rosette (See Below).



- 33236**
BLACK
- 33622**
PEWTER
- 33948**
BRONZE

MONKEYTAIL ON DIAMOND ROSETTE LEVER HANDLE



33612 (Monkeytail on Diamond) & 33613 (Escutcheon)

MONKEYTAIL ON DIAMOND ROSETTE



33935 - Bronze Finish

ROSETTE SIZE: 76MM X 76MM
HANDLE LENGTH: 127MM

A very desirable and distinctive unsprung product which can be very versatile when used in conjunction with heavy duty latches, locks, bathroom dead bolts and Euro or Espag. mechanisms. Pair with matching escutcheons (see above), Diamond Thumbturns (page 84) or turn the Diamond Backplate to form a square and use in conjunction with square escutcheons on page 82.

- 33848**
BEESWAX
- 33235**
BLACK
- 33612**
PEWTER
- 33935**
BRONZE



DELUXE SPRUNG LEVER HANDLES

33877 (Deluxe Lever Lock)



DELUXE LEVER LOCK SET

BACKPLATE SIZE: 155MM X 42MM
HANDLE LENGTH: 110MM
CENTRES: 57MM

Simple and understated, this handle looks chic on any door. Its construction is unique and the quality of build cannot be beaten.

● 33877
BLACK



DELUXE LEVER LATCH SET

BACKPLATE SIZE: 155MM X 42MM
HANDLE LENGTH: 110MM

The Deluxe Lever Handles have a very strong spring incorporated into the handle. See page 173 for suitable latches.

● 33878
BLACK




SMOOTH LEVER LOCK SET

BACKPLATE SIZE: 152MM X 35MM
HANDLE LENGTH: 90MM
CENTRES: 57MM

The Smooth sprung lever lock is the simplest of handle designs in our collection. So if your still looking to create that antique feel but don't want anything too flamboyant then you cannot go wrong with this solid steel handle. See page 174 for suitable locks.

● **33320**
BLACK



SMOOTH CAST SPRUNG LEVER HANDLES

33317 (Smooth Lever Latch Set)



SMOOTH LEVER LATCH SET

BACKPLATE SIZE: 152MM X 35MM
HANDLE LENGTH: 90MM

The Smooth sprung lever latch is the simplest of handle designs in our collection. So if your still looking to create that antique feel but don't want anything too flamboyant then you cannot go wrong with this solid steel handle. See page 173 for suitable latches.

● **33317**
BLACK



SMOOTH BATHROOM LEVER LOCK SET

BACKPLATE SIZE: 152MM X 35MM
HANDLE LENGTH: 90MM
CENTRES: 57MM

This bathroom set helps to complete the Smooth Lever range of handles and comes complete with a fitted thumbturn, which has a smooth turning action and allows the locking of your door when used in conjunction with a bathroom mortice lock (see page 175).

33822
BLACK ●

STRAIGHT CAST SPRUNG LEVER HANDLES



73109 (Straight Lever Lock)






STRAIGHT LEVER LOCK SET

BACKPLATE SIZE: 152MM X 41MM
HANDLE LENGTH: 127MM
CENTRES: 57MM

The Straight range of sprung lever handles has a very simple, square backplate which doesn't distract from the stylish round boss and distinctive, long handle. See page 174 for suitable locks.



73112 - Antique Pewter Finish

73113	73109	73112	83829	83830
				
BEESWAX	BLACK	ANTIQUE PEWTER	POLISHED BRASS	POLISHED CHROME

STRAIGHT LEVER LATCH SET

BACKPLATE SIZE: 152MM X 41MM
HANDLE LENGTH: 127MM

73114
BEESWAX 

73110
BLACK 

A latch version to compliment the very stylish design of our Straight, sprung lock set so the same look and feel can be re-created anywhere in the home, including bedrooms, dining rooms and kitchens. See page 173 for suitable latches.



73114 - Beeswax Finish

STRAIGHT LEVER BATHROOM SET

BACKPLATE SIZE: 152MM X 41MM
HANDLE LENGTH: 127MM
CENTRES: 57MM

This bathroom set completes the Straight range of sprung handles and comes complete with a fitted thumbturn, which has a smooth turning action allowing the locking of your door when used in conjunction with a bathroom mortice lock (see page 175).

 **73115**
BEESWAX

 **73111**
BLACK

73111 - Black Finish



OAK CAST SPRUNG LEVER HANDLES

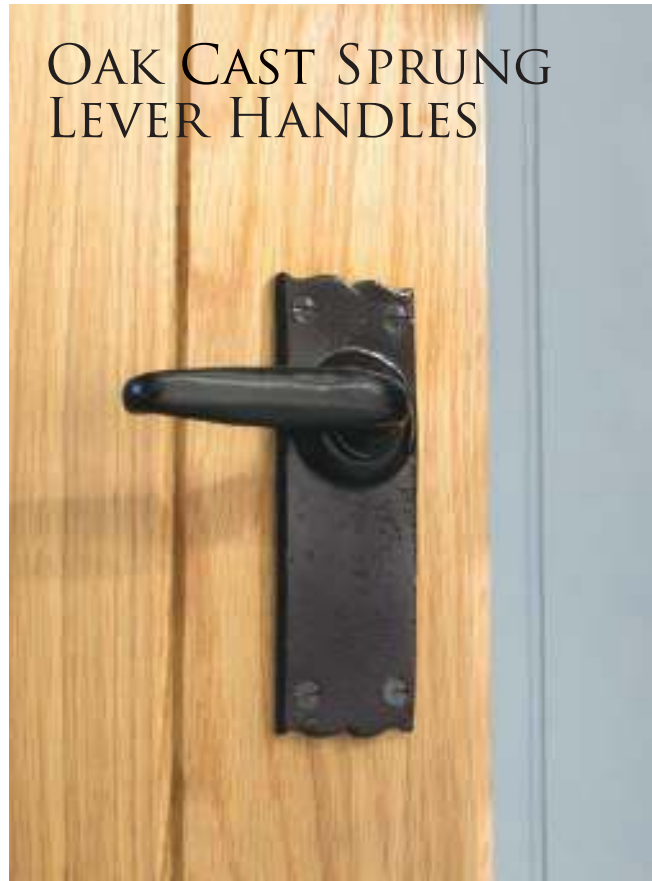


OAK LEVER LOCK SET

BACKPLATE SIZE: 152MM X 50MM
HANDLE LENGTH: 95MM
CENTRES: 57MM

A very traditional style, sprung handle with a decorative feature cut into the backplate and a simple, yet stylish design to the handle. See page 174 for suitable locks.

● **33319**
BLACK



33318 (Oak Lever Latch)



OAK LEVER LATCH SET

BACKPLATE SIZE: 152MM X 50MM
HANDLE LENGTH: 95MM

A latch version to compliment the very traditional style of our Oak Lock Set so the same style and feel can be re-created anywhere in the home. See page 173 for suitable latches.

● **33318**
BLACK



CLASSIC CAST SPRUNG LEVER HANDLES

73205M (MF Lever Lock)

MF LEVER LOCK

BACKPLATE SIZE: 150 X 37MM
HANDLE LENGTH: 93MM
CENTRES: 57MM

These attractive, malleable iron handles come sprung. This handle has clean lines with its simple backplate and returned handle. Supplied with all fixing screws. See page 174 for suitable locks.

● 73205M
BLACK



LEVER LOCK

BACKPLATE SIZE: 150 X 40MM
HANDLE LENGTH: 95MM
CENTRES: 57MM

73217M ●
BLACK

This traditional, malleable iron handle comes sprung and has a square backplate with a textured finish. Supplied with all fixing screws. See page 174 for suitable locks.





COTTAGE LEVER LOCK SET

BACKPLATE SIZE: 171MM X 51MM
HANDLE LENGTH: 89MM
CENTRES: 57MM

A very traditional looking design which incorporates a decorative 'scroll' at the end of a slightly curved handle and a 'wave' design cut into the top and bottom of the backplate. See page 174 for suitable locks.

● **73106**
BLACK



COTTAGE CAST SPRUNG LEVER HANDLES

73106 (Cottage Lever Lock)



COTTAGE LEVER LATCH SET

BACKPLATE SIZE: 171MM X 51MM
HANDLE LENGTH: 89MM

A latch version of the traditional Cottage handle which allows versatility in its areas of use and helps to create a uniform look throughout your home if used with the other handles in the range. See page 173 for suitable latches.

● **73107**
BLACK

COTTAGE LEVER BATHROOM SET

BACKPLATE SIZE: 171MM X 51MM
HANDLE LENGTH: 89MM
CENTRES: 57MM

This bathroom set helps to complete the Cottage range of handles and comes complete with a fitted thumbturn, which has a smooth turning action and allows the locking of your door when used in conjunction with a bathroom mortice lock (see page 175).

73108 ●
BLACK



CURLY CAST SPRUNG LEVER HANDLES



83694 (Curly Lever Latch)



83693 - Black Finish

CURLY LEVER LOCK SET

BACKPLATE SIZE: 165MM X 51MM
HANDLE LENGTH: 114MM
CENTRES: 57MM

A traditional style curly sprung lever handle which is a faithful reproduction of a classic design. Finished with a superb Natural Textured (internal use only) or Black finish (external use). See page 174 for suitable locks.

● 83693
BLACK

● 83500
NATURAL
TEXTURED

CURLY LEVER LATCH SET

83694 ●
BLACK

BACKPLATE SIZE: 165MM X 51MM
HANDLE LENGTH: 114MM

83501 ●
NATURAL
TEXTURED

A handle to match and compliment the curly lever lock set. Provides the same stylish design and look but allows versatility in its use around the home. The Natural Textured finish (internal use only) will look great against a natural wooden door and stands out even better on a colourful, painted door. See page 173 for suitable latches.



83501 - Natural Textured Finish


CURLY LEVER BATHROOM SET

BACKPLATE SIZE: 165MM X 51MM
HANDLE LENGTH: 114MM
CENTRES: 57MM

To compliment the curly lever range we have designed a Bathroom handle with a quality fitted thumbturn, providing privacy when used in conjunction with a bathroom mortice lock (see page 175). You can now complete your whole house with matching curly door furniture and in either finish.

● 83695
BLACK

● 83502
NATURAL
TEXTURED



83502 - Natural Textured Finish

PULL HANDLES





GOTHIC D HANDLES

33151 - Beeswax Finish



4" GOTHIC D HANDLE

OVERALL SIZE: 101MM X 25MM
INTERNAL SIZE: 51MM

Can be used on doors, cupboards or drawers. Our blacksmiths fashion these D-handles with great skill from a single piece of steel forming the Gothic end. Supplied with all fixing screws.

● 33151 BEESWAX	● 33994 BLACK	● 33640 PEWTER
--------------------	------------------	-------------------



33995 - Black Finish

6" GOTHIC D HANDLE

33152
BEESWAX ●

OVERALL SIZE: 152MM X 38MM
INTERNAL SIZE: 76MM

33995
BLACK ●

Can be used on doors, cupboards or drawers. Our blacksmiths fashion these D-handles with great skill from a single piece of steel forming the Gothic end. Supplied with all fixing screws.

33641
PEWTER ●



33642 - Pewter Patina Finish

8" GOTHIC D HANDLE

OVERALL SIZE: 203MM X 44MM
INTERNAL SIZE: 121MM

Can be used on doors, cupboards or drawers. Our blacksmiths fashion these D-handles with great skill from a single piece of steel forming the Gothic end. Supplied with all fixing screws.

● 33153
BEESWAX

● 33996
BLACK

● 33642
PEWTER

33997 - Black Finish



4" BEAN D HANDLE

OVERALL SIZE: 101MM X 25MM
INTERNAL SIZE: 51MM

Can be used on doors, cupboards or drawers. Our blacksmiths fashion these D-handles with great skill from a single piece of steel forming the Bean end. Supplied with all fixing screws.

- 33168**
BEESWAX
- 33997**
BLACK
- 33645**
PEWTER



BEAN D HANDLES

33646 - Pewter Patina Finish



6" BEAN D HANDLE

OVERALL SIZE: 152MM X 38MM
INTERNAL SIZE: 82MM

Can be used on doors, cupboards or drawers. Our blacksmiths fashion these D-handles with great skill from a single piece of steel forming the Bean end. Supplied with all fixing screws.

- 33169**
BEESWAX
- 33998**
BLACK
- 33646**
PEWTER

8" BEAN D HANDLE

33167
BEESWAX

OVERALL SIZE: 203MM X 57MM
INTERNAL SIZE: 114MM

33999
BLACK

33647
PEWTER

Can be used on doors, cupboards or drawers. Our blacksmiths fashion these D-handles with great skill from a single piece of steel forming the Gothic end. Supplied with all fixing screws.

33167 - Beeswax Finish





ROBE & TWIST PULL HANDLES

83663 (Robe Pull Handle)



ROBE PULL HANDLE - LARGE

OVERALL LENGTH: 500MM
INTERNAL SIZE: 240MM
FIXING PLATE LENGTH: 140MM

83663
BEESWAX ●

83664
BLACK ●

Hand plaited rope centre piece with drawn end knobs mounted on two detailed boss plates. Creates the perfect statement on any entrance door.



ROBE PULL HANDLE - SMALL

OVERALL LENGTH: 280MM
INTERNAL SIZE: 127MM
FIXING PLATE: 47MM X 47MM

Hand twisted centre piece with drawn pyramid ends mounted on two diamond bosses. Provides the finishing to any wardrobe or door.

● **83670**
BEESWAX

● **83671**
BLACK

TWIST PULL HANDLE

OVERALL LENGTH: 175MM
INTERNAL SIZE: 100MM
PROJECTION: 36MM

83665
BEESWAX ●

83666
BLACK ●

Slim twisted 'D' handle with beaten spear-shaped tips, ideal for use on cupboards or drawers



83665 - Beeswax Finish

PULL HANDLE ON BACKPLATE & PUSHPLATE

33466 (Pull Handle on Backplate) & 33467 (Pushplate)

PULL HANDLE ON BACKPLATE

BACKPLATE SIZE: 318MM X 65MM
HANDLE LENGTH: 200MM
PROJECTION: 56MM
PLATE THICKNESS: 3MM

33479
BEESWAX



33466
BLACK



This heavy duty finger plate has a large, comfortable handle which is offset and is ideal for single or double doors. Screw fixing and comes supplied with all necessary fixings.



PLAIN FINGERPLATE

BACKPLATE SIZE: 318MM X 65MM

This heavy finger plate is fitted to protect the face of a door from wear and tear. It has a strong quality and looks good on oak or painted doors. Ideal for heavy use areas.

 **33478**
BEESWAX

 **33467**
BLACK

33478 - Beeswax Finish



DRAWER PULLS, CABINET & DROP HANDLES

83517 & 83520 (Drawer Pulls)



4" DRAWER PULL

OVERALL SIZE: 102MM X 44MM
INTERNAL SIZE: 69MM
PROJECTION: 22MM

- 83672
BEESWAX
- 83676
BLACK
- 83517
NATURAL
SMOOTH

A very decorative drawer pull with intricate detailing. It has been polished to a very high sheen and shows the superb, natural metal colour. Looks great against painted or natural wood in a kitchen or bedroom. Comes supplied with fixing screws.

3" DRAWER PULL

83673 ●
BEESWAX

83677 ●
BLACK

83520 ●
NATURAL
SMOOTH

OVERALL SIZE: 98MM X 51MM
INTERNAL SIZE: 65MM
PROJECTION: 22MM

A traditional style of drawer pull given a new lease of life with the highly polished Natural Smooth finish. A high quality product which has a multitude of uses around the home. Supplied complete with fixing screws.



4" PLAIN DRAWER PULL

OVERALL SIZE: 102MM X 44MM
INTERNAL SIZE: 69MM
PROJECTION: 22MM

- 83681
BEESWAX
- 83680
BLACK
- 83682
NATURAL
SMOOTH

A very decorative drawer pull with intricate detailing. It has been polished to a very high sheen and shows the superb, natural metal colour. Looks great against painted or natural wood in a kitchen or bedroom. Comes supplied with fixing screws.



DRAWER PULLS, CABINET & DROP HANDLES



83678 (Drop Handle), 83675 & 83531 (Cabinet Handles)



DROP HANDLE

OVERALL SIZE: 144MM X 44MM
INTERNAL SIZE: 95MM
FIXING PLATES: 25MM X 25MM

A traditional style of handle which drops down and adds a touch of class to any drawer front in a kitchen, dining room or study. The Natural Smooth finish will compliment a whole host of bright or natural colours. Supplied complete with M4 screws.

● 83674
BEESWAX

● 83678
BLACK

● 83535
NATURAL
SMOOTH

CABINET HANDLE

83675 ●
BEESWAX

83679 ●
BLACK

83531 ●
NATURAL
SMOOTH

OVERALL SIZE: 79MM X 44MM
PROJECTION: 44MM

Supplied complete with an M4 screw.





HAMMERED D HANDLES

83527 (5" Hammered D Handle)

13½" HAMMERED D HANDLE

OVERALL SIZE: 346MM X 25MM
 FIXING CENTRES: 320MM
 INTERNAL SIZE: 311MM
 PROJECTION: 49MM

A large, decorative D Handle with a hammered centre feature fashioned from cast iron and has a smooth natural iron finish. Supplied with fixing screws. Matching knobs on page 123.

● 83529
 NATURAL
 SMOOTH



10" HAMMERED D HANDLE

OVERALL SIZE: 252MM X 25MM
 FIXING CENTRES: 225MM
 INTERNAL SIZE: 218MM
 PROJECTION: 46MM


● 83528
 NATURAL
 SMOOTH

5" HAMMERED D HANDLE

OVERALL SIZE: 124MM X 25MM
 FIXING CENTRES: 97MM
 INTERNAL SIZE: 90MM
 PROJECTION: 40MM

● 83527
 NATURAL
 SMOOTH

SHELL PULL HANDLES



83519 (4" Drawer Pull)

7" SHELL PULL HANDLE

OVERALL SIZE: 176MM X 22MM
FIXING CENTRES: 160MM
INTERNAL SIZE: 149MM
PROJECTION: 33MM

A stylish pull handle which tapers towards the middle and has a very simple shell like design. Fashioned from cast iron with a smooth natural iron finish. Supplied with concealed fixing screws. Matching knobs on page 125.

 **83534**
NATURAL
SMOOTH



5" SHELL PULL HANDLE

OVERALL SIZE: 141MM X 18MM
FIXING CENTRES: 129MM
INTERNAL SIZE: 120MM
PROJECTION: 28MM

 **83533**
NATURAL
SMOOTH



4" DRAWER PULL

OVERALL SIZE: 101MM X 47MM
FIXING CENTRES: 64MM
INTERNAL SIZE: 75MM
PROJECTION: 30MM

A simple yet stylish pull handle ideal for cupboard doors, cabinets and drawer fronts. Fashioned from cast iron and has a smooth natural iron finish. Supplied with concealed fixing screws. Matching knobs on page 125.

 **83519**
NATURAL
SMOOTH



RIBBED PULL HANDLES

83532 (9" Ribbed Pull Handle)

9" RIBBED PULL HANDLE

OVERALL SIZE: 232MM X 18MM
FIXING CENTRES: 202MM
INTERNAL SIZE: 194MM
PROJECTION: 30MM

83532
NATURAL
SMOOTH



A stylish large pull handle with a very simple 'Ribbed' design along the edge. Fashioned from cast iron this product has a smooth natural iron finish. Supplied with concealed fixing screws. Matching knobs on page 125.



5 1/2" RIBBED PULL HANDLE

OVERALL SIZE: 136MM X 18MM
FIXING CENTRES: 128MM
INTERNAL SIZE: 122MM
PROJECTION: 27MM

A stylish small pull handle with a very simple 'Ribbed' design along the edge. Fashioned from cast iron this product has a smooth natural iron finish. Supplied with concealed fixing screws. Matching knobs on page 125.



83530
NATURAL
SMOOTH

DOOR KNOBS



OCTAGONAL MORTICE/RIM KNOB SETS



33643 (Octagonal Mortice/Rim Knob Set)

OCTAGONAL MORTICE/RIM KNOB SET

33228
BEESWAX



33250
BLACK



33643
PEWTER



KNOB SIZE: 54MM
PROJECTION: 63MM
ROSE SIZE: 57MM
SPINDLE SIZE: 8MM (THREADED)

Supplied complete with two loose roses to enable them to be used with rim locks (pages 76-79) or mortice locks/latches (page 173-175), two knobs and two escutcheons. Threaded spindles for various door thicknesses (up to 60mm) and fixing screws.



33228 - Beeswax Finish

OCTAGONAL MORTICE/RIM KNOB SET - LARGE

KNOB SIZE: 70MM
PROJECTION: 78MM
ROSE SIZE: 87MM
SPINDLE SIZE: 8MM (THREADED)

Supplied complete with two loose roses to enable them to be used with rim locks (pages 76-79) or mortice locks/latches (page 173-175), two knobs and two escutcheons. Threaded spindles for various door thicknesses (up to 60mm) and fixing screws.

33064
BEESWAX

33065
BLACK

33066
PEWTER



33064 - Beeswax Finish



ROUND & OVAL MORTICE/RIM KNOB SETS

33778 & 33230 (Round Knob Sets) & 33911 (Oval Knob Set)

ROUND MORTICE/RIM KNOB SET

KNOB SIZE: 41MM
 PROJECTION: 70MM
 ROSE SIZE: 60MM
 SPINDLE SIZE: 8MM (THREADED)



33252 - Black Finish

33230
 BEESWAX

33252
 BLACK

33778
 PEWTER

Supplied complete with two loose roses to enable them to be used with rim locks (pages 76-79) or mortice locks/latches (page 173-175), two knobs and two escutcheons. Threaded spindles for various door thicknesses (up to 60mm) and fixing screws.

OVAL MORTICE/RIM KNOB SET

KNOB SIZE: 63MM X 38MM
 PROJECTION: 54MM
 ROSE SIZE: 60MM
 SPINDLE SIZE: 8MM (THREADED)

Supplied complete with two loose roses to enable them to be used with rim locks (pages 76-79) or mortice locks/latches (page 173-175), two knobs and two escutcheons. Threaded spindles for various door thicknesses (up to 60mm) and fixing screws.



33644 - Pewter Patina Finish

33229
 BEESWAX

33251
 BLACK

33644
 PEWTER

33911
 BRONZE

BEEHIVE & RINGED MORTICE/RIM KNOB SETS



83573 (Beehive Mortice/Rim Knob Set)

BEEHIVE MORTICE/RIM KNOB SET



83634 - Ebony Finish & Polished Nickel Rose

KNOB SIZE: 58MM DIA.
PROJECTION: 83MM
ROSE SIZE: 58MM
SPINDLE SIZE: 8MM (THREADED)

An attractive Beehive Knob Set in either a richly hued Rosewood or a rich, dark Ebonised Finish. Supplied complete with detachable roses in a stylish Antique Brass or Polished Nickel Finish, a threaded spindle and matching fixing screws. Ideal for use with rim locks (pages 76-79), mortice locks & latches (pages 173-174). Extra long (metric) spindle available for very thick doors (see page 183).

- 83634**
 EBONY &
 POLISHED NICKEL
- 83635**
 ROSEWOOD &
 POLISHED NICKEL
- 83574**
 EBONY &
 ANTIQUE BRASS
- 83573**
 ROSEWOOD &
 ANTIQUE BRASS

BEEHIVE & HEAVY BEEHIVE MORTICE/RIM KNOB SET



83633H - Antique Brass Finish

83633
 ANTIQUE BRASS

83636
 POLISHED NICKEL

83633H
 ANTIQUE BRASS

83636H
 POLISHED NICKEL

KNOB SIZE: 67MM X 54MM DIA.
PROJECTION: 67MM
ROSE SIZE: 57MM
SPINDLE SIZE: 8MM (THREADED)

An attractive Beehive Knob Set in either a stylish Antique Brass Finish or a highly Polished Nickel Finish, with a choice of normal (hollow) or heavy (solid) feel. Supplied complete with detachable roses in a matching Finish, a threaded spindle and matching fixing screws. Ideal for use with rim locks (pages 76-79), mortice locks & latches (pages 173-174). Extra long (metric) spindle available for very thick doors (see page 183).

RINGED MORTICE/RIM KNOB SET



83629 - Polished Nickel Finish

KNOB SIZE: 70MM X 54MM DIA.
PROJECTION: 70MM
ROSE SIZE: 56MM
SPINDLE SIZE: 8MM (THREADED)

An attractive, richly hued ringed Rosewood knob set. Supplied complete with detachable brass roses, two lengths of threaded spindle (120mm for use with rim locks - pages 76-79 & 100mm for use with mortice locks & latches - pages 173-174) and brass fixing screws.

83562
 ROSEWOOD

BUN, MUSHROOM & OVAL MORTICE/RIM KNOB SETS

83564 (Mushroom Mortice/Rim Knob Set) & 83578 (Davenport Rim Lock)



BUN MORTICE/RIM KNOB SET

KNOB SIZE: 67MM X 54MM DIA.
 PROJECTION: 67MM
 ROSE SIZE: 57MM
 SPINDLE SIZE: 8MM (THREADED)

A rich, dark Ebonised bun knob set. Supplied complete with detachable brass roses, two lengths of threaded spindle (120mm for use with rim locks - pages 76-79 & 100mm for use with mortice locks & latches - pages 173-174) and brass fixing screws.

● **83563**
EBONY

MUSHROOM MORTICE/RIM KNOB SET

KNOB SIZE: 51MM X 51MM DIA.
 PROJECTION: 51MM
 ROSE SIZE: 51MM
 SPINDLE SIZE: 8MM (THREADED)

Polished unlacquered brass knob set in very traditional mushroom style. Suitable to be used on any of our Rim Locks and looks particularly good on the Iron versions. Can also be used on their own with a latch and comes supplied with loose roses, two lengths of threaded spindle (120mm for use with rim locks - pages 76-79 & 100mm for use with mortice locks & latches - pages 173-174) and brass fixing screws.



● **83564**
POLISHED
BRASS

OVAL MORTICE/RIM KNOB SET

KNOB SIZE: 60MM X 40MM
 PROJECTION: 65MM
 ROSE SIZE: 60MM
 SPINDLE SIZE: 8MM (THREADED)

These attractive and heavy solid oval knobs are designed for use with mortice and rim locks. For use on doors with a max. thickness of 50mm but an extra long (metric) spindle is available for rim lock applications (83692). Choose a 4" or 5" heavy duty latch (page 173) to allow clearance from the edge of the door.

● **83627**
POLISHED
BRASS

● **83629**
POLISHED
NICKEL





FLOWER & BALL MORTICE KNOB SETS

83632 (Ball Mortice Knob Set)



83561 - Natural Smooth Finish

FLOWER MORTICE KNOB SET

KNOB SIZE: 76MM X 57MM DIA.
PROJECTION: 76MM
ROSE SIZE: 60MM
SPINDLE SIZE: 90MM X 8MM

A traditional and classic 'flower' design has been given a new lease of life with two of our finishes, including the very desirable Natural Smooth. Can be matched up with our other Natural Smooth finished items to create a uniform look around the home. Use in conjunction with mortice locks & latches (pages 173-174). Comes supplied as a set with two knobs and a spindle.

● 83560
BLACK

● 83561
NATURAL
SMOOTH

FLOWER MORTICE KNOB SET

KNOB SIZE: 67MM X 50MM DIA.
PROJECTION: 69MM
ROSE SIZE: 60MM
SPINDLE SIZE: 8MM (THREADED)

A classic 'flower' design in a traditional unlacquered Polished Brass finish. For use on a maximum door thickness of 44mm. Use in conjunction with mortice locks & latches (pages 173-174). Comes supplied as a set with two knobs and a spindle.

39010
POLISHED
BRASS



BALL MORTICE KNOB SET

KNOB SIZE: Ø47MM
PROJECTION: 75MM
ROSE SIZE: 60MM
SPINDLE SIZE: 8MM

A solid cast Ball Mortice Knob which is unsprung and surface fixed. The roses are attached and therefore not suitable for use with Rim Locks. Choose a 4" or 5" heavy duty latch (page 173) to allow clearance from the edge of the door.

● 83630
POLISHED
BRASS

● 83632
POLISHED
NICKEL



83632 - Polished Nickel Finish



OCTAGONAL CENTRE DOOR KNOB

83778 (Octagonal Centre Door Knob)



83779 - Black Finish

83778 - Pewter Patina Finish

OCTAGONAL CENTRE DOOR KNOB

KNOB SIZE: 80MM
PROJECTION: 80MM
ROSE SIZE: 95MM

83779
BLACK ●

83778
PEWTER ●

The centre door knob is fitted to the external face of the door. As well as being aesthetically pleasing it is also used to assist in pulling the door closed.

CENTRE DOOR KNOB



83506 (Centre Door Knob)

83506 - Black Finish

83505 - Antique Pewter Finish



CENTRE DOOR KNOB

ROSE SIZE: Ø 85MM
PROJECTION: 80MM

● 83506
BLACK

● 83505
ANTIQUE
PEWTER

The centre door knob is fitted to the external face of the door. As well as being aesthetically pleasing it is also used to assist in pulling the door closed.

BOX &
RIM LOCKS





OAK BOX LOCK & OCTAGONAL KNOB SET

BOX LOCK: 223MM X 172MM
 KEEP SIZE: 223MM X 36MM
 FIXING CENTRES: 245MM
 STRAP LENGTH: 262MM
 SPINDLE CENTRE: 130MM
 LOCK CENTRE: 60MM

Made from English oak, unstained and contains a five-lever British lock which offers excellent security. This product is reversible and comes complete with octagonal knobs and separate roses. For use on doors with a maximum thickness of 44mm. Thicker doors can be accommodated but you will need to contact us for an extra long key and spindle (chargeable service).

● 33005
BLACK

● 33004
PEWTER

33004 - Pewter Patina Finish

RIM LOCK & CAST IRON COVER

RIM LOCK: 158MM X 103MM
 KEEP SIZE: 103MM X 21MM
 FIXING CENTRES: 133MM
 SPINDLE CENTRE: 115MM
 LOCK CENTRE: 53MM

This product consists of a two lever rim lock with a cast iron cover over the top. The lock mechanism is not insurance rated. This set is reversible and comes without knobs. (There is a spare keep available for the black version, see product code 33201).

● 33180
BEESWAX

● 33299
BLACK



33180 - Beeswax Finish

RIM LOCK & COVER

RIM LOCK: 154MM X 108MM
 KEEP SIZE: 108MM X 20MM
 FIXING CENTRES: 132MM
 SPINDLE CENTRE: 108MM
 LOCK CENTRE: 44MM

This product consists of a rim lock with a solid, distressed and unlacquered brass cover over the top. The lock mechanism is not insurance rated. This set is reversible and comes without knobs.

● 35000
POLISHED
BRASS



DAVENPORT RIM LOCK

RIM LOCK SIZE: 168MM X 122MM
SPINDLE CENTRE: 125MM
KEY CENTRE: 47MM
KEEP: 116MM X 22MM

A traditional style rim lock which has a very heavy, solid feel to it. Cast from solid iron with quality brass movements inside to produce a weighty, Victorian style lock. Comes with two solid brass keys. Allows a maximum door thickness of 45mm.

The lock can be fitted on the left or right hand side of the door. Suitable knobs would be the wooden and beehive pattern (page 63) or the Mushroom Knob (page 64).



83578
IRON



LARGE KEEP

SIZE: 108MM X 29MM

33161
BEESWAX



Spare keep or use as drawer pulls. Internal size of 89mm.



MEDIUM KEEP

SIZE: 108MM X 22MM

Spare keep or use as drawer pulls. Internal size of 67mm.

33156
BEESWAX



SMALL KEEP

SIZE: 102MM X 19MM

33157
BEESWAX



Spare keep or use as drawer pulls. Internal size of 54mm.



RIM LOCKS & BATHROOM LATCHES

83583 (Left Hand Rim Lock) & 83564 (Mushroom Knob)



83585 - Polished Brass Finish

LEFT HAND RIM LOCK - LARGE

RIM LOCK SIZE: 180MM X 112MM
SPINDLE CENTRE: 137MM
LOCK CENTRE: 60MM

A large traditional style rim lock which has a very heavy, solid feel to it. Cast from solid brass, or iron, with quality brass movements inside to produce a weighty, Victorian style lock. Comes with two solid brass keys. Maximum door thickness of 55mm.

● 83591
IRON

● 83585
POLISHED
BRASS

RIGHT HAND RIM LOCK - LARGE

RIM LOCK SIZE: 180MM X 112MM
SPINDLE CENTRE: 137MM
LOCK CENTRE: 60MM

83592 ●
IRON

83588 ●
POLISHED
BRASS

A large traditional style rim lock which has a very heavy, solid feel to it. Cast from solid brass, or iron, with quality brass movements inside to produce a weighty, Victorian style lock. Comes with two solid brass keys. Maximum door thickness of 55mm.



83592 - Iron Finish

83577 - Polished Brass Finish



LEFT HAND RIM LOCK - SMALL

RIM LOCK SIZE: 140MM X 86MM
SPINDLE CENTRE: 97MM
LOCK CENTRE: 42MM

A traditional, smaller style rim lock which keeps the very heavy, solid feel to it. Cast from solid brass, or iron, with quality brass movements inside to produce a weighty, Victorian style lock. Comes with two solid brass keys. Maximum door thickness of 50mm.

● 83583
IRON

● 83577
POLISHED
BRASS


RIGHT HAND RIM LOCK - SMALL

RIM LOCK SIZE: 140MM X 86MM
SPINDLE CENTRE: 97MM
LOCK CENTRE: 42MM

A traditional, smaller style rim lock which keeps the very heavy, solid feel to it. Cast from solid brass, or iron, with quality brass movements inside to produce a weighty, Victorian style lock. Comes with two solid brass keys. Maximum door thickness of 50mm.

● 83584
IRON

● 83580
POLISHED
BRASS



83584 - Iron Finish

LEFT HAND BATHROOM LATCH

RIM LOCK SIZE: 128MM X 79MM
SPINDLE CENTRE: 92MM

A traditional style bathroom or bedroom latch which has a heavy, solid feel to it. Cast from solid brass or iron with quality brass movements inside and a draw bolt at the top for slide across locking to produce a classy, Victorian style latch.

● 83575
IRON

● 83570
POLISHED
BRASS

83570 - Polished Brass Finish




RIGHT HAND BATHROOM LATCH

RIM LOCK SIZE: 128MM X 79MM
SPINDLE CENTRE: 92MM

A traditional style bathroom or bedroom latch which has a heavy, solid feel to it. Cast from solid brass or iron with quality brass movements inside and a brass draw bolt at the top for slide across locking to produce a classy, Victorian style latch.

● 83576
IRON

● 83571
POLISHED
BRASS



83576 - Iron Finish

ESCUTCHEONS, THUMBTURNS & CYLINDER PULLS



OVAL ESCUTCHEON

33231 - Beeswax Finish

OVERALL SIZE: 51MM X 29MM
THICKNESS: 2.5MM

Designed to be used with rim or dead locks, mortice/rim knob sets and offers protection to your door against damage from a key. Also helps to complete the look of a door set.



 33231 BEESWAX	 33255 BLACK	 33665 PEWTER	 83810 POLISHED NICKEL	 83811 ANTIQUÉ BRASS	 83812 POLISHED BRASS
---	---	--	--	--	---



OVAL ESCUTCHEON & COVER

OVERALL SIZE: 51MM X 29MM
THICKNESS: 2.5MM
COVER THICKNESS: 5MM

Use with rim or dead locks and offers protection to your door against damage from a key and also alleviates some of the draft associated with normal escutcheons.

33664 - Pewter Patina Finish

 33232 BEESWAX	 33254 BLACK	 33664 PEWTER
---	---	--

OVAL EURO ESCUTCHEON

33830 - Black Finish

OVERALL SIZE: 51MM X 29MM
THICKNESS: 2.5MM

Designed to be used with door knobs (pages 68-72), Euro locks and cylinders (see pages 177-178). Also helps to complete the look of a door set.



 33830 BLACK	 33706 PEWTER	 83813 POLISHED NICKEL	 83814 ANTIQUÉ BRASS	 83815 POLISHED BRASS
---	--	--	--	---

DIAMOND ESCUTCHEON

33965
BLACK



OVERALL SIZE: 41MM
THICKNESS: 2.5MM

33613
PEWTER



Can be used in conjunction with Monkeytail on Diamond Rosette (see page 49).

33946
BRONZE



33613 - Pewter
Patina Finish

DIAMOND EURO ESCUTCHEON



33948 - Bronze Finish

OVERALL SIZE: 51MM
THICKNESS: 2.5MM

Can be used in conjunction with Monkeytail on Diamond Rosette (see page 49), Euro locks and cylinders (see pages 177-178).

33236
BLACK



33622
PEWTER



33948
BRONZE



AVON ESCUTCHEON

83657
BLACK



83658
PEWTER



OVERALL SIZE: 40MM X 40MM
THICKNESS: 2.5MM

Designed to be used in conjunction with Avon Lever on Rose (see page 38) and mortice locks (page 174).



83657 - Black Finish

AVON EURO ESCUTCHEON



83656 - Pewter Patina Finish

OVERALL SIZE: 40MM X 40MM
THICKNESS: 2.5MM

Designed to be used in conjunction with Avon Lever on Rose (see page 38), Euro locks and cylinders (see pages 177-178).

83655
BLACK



83656
PEWTER



GOTHIC ESCUTCHEON

OVERALL SIZE: 68MM X 28MM
THICKNESS: 3MM

33864
BEESWAX ●

33866
BLACK ●

Designed to be used with rim or dead locks and offers protection to your door against damage from a key. Also helps to complete the look of a door set.



GOTHIC ESCUTCHEON & COVER

OVERALL SIZE: 68MM X 28MM
THICKNESS: 3MM
COVER THICKNESS: 2MM

Use with rim or dead locks and offers protection to your door against damage from a key and also alleviates some of the draft associated with normal escutcheons.

● **33865**
BEESWAX

● **33867**
BLACK



PLAIN ESCUTCHEON

OVERALL SIZE: 48MM X 29MM

A solid brass, plain yet stylish escutcheon plate with a simple, oval cover to prevent drafts. Comes supplied with slotted brass screws.

● **83557**
POLISHED
BRASS

● **83558**
ROSEWOOD

● **83559**
EBONY

● **83806**
ANTIQUÉ
BRASS

● **83808**
POLISHED
NICKEL



BEEHIVE ESCUTCHEON

OVERALL SIZE: 57MM X 25MM

A solid brass (& wood where appropriate), decorative escutcheon plate with an intricate beehive style cover to prevent drafts. Comes supplied with slotted brass screws.

● **83554**
POLISHED
BRASS

● **83555**
ROSEWOOD

● **83556**
EBONY

● **83807**
ANTIQUÉ
BRASS

● **83809**
POLISHED
NICKEL



RIM CYLINDER PULL



73394/1 - Black Finish

33071
ANTIQUE
PEWTER



73394/1
BLACK



OVERALL SIZE: 85MM X 52MM
BACKPLATE SIZE: 52MM X 52MM
PROJECTION: 20MM
PLATE THICKNESS: 3MM

Used on front doors to match black iron door fittings. This cylinder pull should be fitted behind the cylinder of a night latch to assist in pulling the door closed. A black rim cylinder & night latch are available (see page 173).

EURO DOOR PULL



33876 - Pewter Patina Finish

OVERALL SIZE: 93MM X 64MM
PROJECTION: 20MM
PLATE THICKNESS: 8.5MM

Used on front doors to match any Black or Pewter iron door fittings. This cylinder pull should be fitted behind the Euro cylinder to assist in pulling the door closed. Black & Satin Chrome Euro cylinders are available to match (see page 177).

33875
BLACK

33876
PEWTER

83827
POLISHED
BRASS

83828
POLISHED
CHROME

DIAMOND BATHROOM THUMBTURN

33265
BEESWAX



33964
BLACK



18336
PEWTER



33950
BRONZE



FIXING PLATE: 51MM
PROJECTION: 35MM
SPINDLE SIZE: 5MM

Can be used in conjunction with Monkeytail on Diamond Rosette (see page 49) and bathroom mortice lock (page 175) or as a stand alone item with deadbolts (see page 175). Could also be used with Avon Lever on Rose (unsprung) Set (page 38) if the Avon backplate is rotated to make a diamond.



33265 - Beeswax Finish

ROUND BATHROOM THUMBTURN



83825 - Polished Brass Finish

FIXING PLATE: 50MM
PROJECTION: 35MM
SPINDLE SIZE: 5MM

Can be used in conjunction with many of our knob sets (see pages 70-72) and bathroom mortice lock (page 175) or also as a stand alone item when used with a deadbolt (see page 175).

83826
ANTIQUE
BRASS

83825
POLISHED
BRASS

83824
POLISHED
NICKEL



DOOR KNOCKERS



DOOR KNOCKERS

33658 (Ring Door Knocker)

33218 - Beeswax Finish



PEAR SHAPED DOOR KNOCKER

RING WIDTH: 95MM
 RING LENGTH: 133MM
 FIXING PLATE: 63MM
 STUD: DIA Ø26MM

The Pear shaped ring has been drawn from a single piece of steel to make it stronger. It shows every hammer blow by our highly skilled craftsmen and has an interesting twist detail at the bottom.

- 33218
BEESWAX
- 33246
BLACK
- 33611
PEWTER

SHAKESPEARE DOOR KNOCKER

RING WIDTH: 94MM
 RING LENGTH: 96MM
 FIXING PLATE: 63MM
 STUD: DIA Ø26MM

This knocker is completely hand forged from a single piece of steel and is attached to a small fixing plate which is ideal for doors with a narrow centre style.

33839 ●
BLACK

33805 ●
PEWTER

33805 - Pewter Patina Finish



RING DOOR KNOCKER

RING WIDTH: 114MM
 RING LENGTH: 114MM
 FIXING PLATE: 121MM
 STUD: DIA Ø26MM

The ring has been drawn from a single piece of steel which makes it very heavy and strong. It shows every hammer blow by our highly skilled craftsmen.

- 33217
BEESWAX
- 33245
BLACK
- 33658
PEWTER
- 33908
BRONZE

33908 - Bronze Finish





33610M - Polished Brass Finish

LOOP DOOR KNOCKER

RING WIDTH: 63MM
 RING LENGTH: 160MM
 FIXING PLATE: 95MM X 31MM
 STUD: DIA Ø40MM

Solid brass Victorian style Knocker, designed for narrow centre door panels in three finishes. It has a large striking plate and is fixed with two hexagon brass nuts.

● 73379M
BLACK

● 33610M
POLISHED BRASS

● 33610
ANTIQUE PEWTER

WINDSOR DOOR KNOCKER

RING WIDTH: 126MM
 RING LENGTH: 160MM
 FIXING PLATE: 105MM
 STUD: DIA Ø28MM



33868 ●
BLACK

This knocker is designed for the larger door and is hand forged in one piece, not welded. Ideal for a traditional look and feel to your entrance way.



4" RING DOOR KNOCKER

RING WIDTH: 100MM
 RING LENGTH: 106MM
 FIXING PLATE: 47MM
 STUD: DIA Ø49MM

Ideal for fixing on a painted or natural oak door and is made from malleable iron and finished with the all-weather Black finish.

● 33869
BLACK

DOOR KNOCKERS



33020 (Lion's Head Door Knocker)



LION'S HEAD DOOR KNOCKER

LION HEAD SIZE: 170MM X 130MM
OVERALL LENGTH: 230MM
RING WIDTH: 115MM
PROJECTION: 65MM

This Lion's Head door knocker is highly detailed and beautifully styled in both traditional and contemporary finishes to match other door furniture in the range. It is a large and imposing door knocker which is easily fitted and comes complete with fixings.

● 33018
BLACK

● 33019
ANTIQUE
PEWTER

● 33020
POLISHED
BRASS



33018 - Black Finish

33019 - Antique Pewter Finish

DOCTOR'S DOOR KNOCKER

RING WIDTH: 94MM
RING LENGTH: 96MM
FIXING PLATE: 63MM
STUD: DIA Ø26MM

34049
POLISHED
BRASS

This knocker is cast from high quality brass and polished to produce a traditional Doctor's style knocker. It is attached to a small fixing plate which is ideal for doors with a narrow centre style. Fixings supplied.





LETTERPLATES &
LETTERPLATE COVERS

LETTERPLATE - LARGE

OVERALL SIZE: 324MM X 108MM
OPENING SIZE: 260MM X 44MM
FIXING CENTRES: 292MM

A sprung loaded large heavy duty letterplate with a rustic finish.

33921 - Bronze Finish



● 33209
BEESWAX

● 33226
BLACK

● 33680
PEWTER

● 33921
BRONZE

LETTERPLATE COVER - LARGE

OVERALL SIZE: 355MM X 127MM

This letterplate cover reduces drafts and helps to tidy up and improve the inside view of your door.

33681 - Pewter Patina Finish



● 33210
BEESWAX

● 33227
BLACK

● 33681
PEWTER

● 33922
BRONZE

Spare cover fixings available - see page 183

CAST LETTERPLATE - LARGE

OVERALL SIZE: 324MM X 108MM
OPENING SIZE: 260MM X 44MM
FIXING CENTRES: 292MM

A sprung loaded large letterplate with a highly polished finish.



 **33050**
POLISHED
BRASS

 **33052**
POLISHED
CHROME

CAST LETTERPLATE COVER - LARGE

OVERALL SIZE: 355MM X 127MM

This letterplate cover reduces drafts and helps to tidy up and improve the inside view of your door.



 **33051**
POLISHED
BRASS

 **33053**
POLISHED
CHROME

LETTERPLATE - SMALL

OVERALL SIZE: 266MM X 108MM
OPENING SIZE: 201MM X 44MM
FIXING CENTRES: 235MM

A sprung loaded small heavy duty letterplate with a smooth finish.

33056 - Black Finish



● **33054**
BEESWAX

● **33056**
BLACK

● **33058**
PEWTER

LETTERPLATE COVER - SMALL

OVERALL SIZE: 266MM X 108MM

This letterplate cover reduces drafts and helps to tidy up and improve the inside view of your door

33057 - Black Finish



Spare cover fixings available - see page 183

● **33055**
BEESWAX

● **33057**
BLACK

● **33059**
PEWTER

CAST LETTERPLATE - SMALL

OVERALL SIZE: 266MM X 108MM
OPENING SIZE: 201MM X 44MM
FIXING CENTRES: 235MM

A sprung loaded small heavy duty letterplate with a highly polished smooth finish.



 **33060**
POLISHED
BRASS

 **33062**
POLISHED
CHROME

CAST LETTERPLATE COVER - SMALL

OVERALL SIZE: 266MM X 108MM

This letterplate cover reduces drafts and helps to tidy up and improve the inside view of your door.



 **33061**
POLISHED
BRASS

 **33063**
POLISHED
CHROME



POSTAL & ART DECO LETTERPLATES

83544 (Postal Letterplate)



POSTAL LETTERPLATE

OVERALL SIZE: 300MM X 115MM
OPENING SIZE: 204MM X 40MM
FIXING CENTRES: 250MM

A decorative letterplate made from solid brass which also incorporates a traditional style, yet ornate door knocker. This product is unlacquered.

83544
POLISHED BRASS



ART DECO LETTERPLATE

OVERALL SIZE: 304MM X 85MM
OPENING SIZE: 200MM X 48MM
FIXING CENTRES: 253MM

A simple yet stylish Art Deco inspired letterplate made from solid brass which also incorporates a traditional door knocker. This product is unlacquered.

83545
POLISHED BRASS



LETTERS, NUMERALS & SIGNS



NUMERALS



83731 (Numeral)



83714 - Polished Brass Finish

83720 - Polished Chrome Finish

83705 - Black Finish

83738 - Antique Pewter Finish

NUMERALS

HEIGHT: 78MM
THICKNESS: 8MM

These numerals are available in four finishes to match our ironmongery range. Solid, weighty and of a good height. Supplied with matching screws.

● 83700 TO 83709
BLACK

● 83710 TO 83719
POLISHED BRASS

● 83720 TO 83729
POLISHED CHROME

● 83730 TO 83739
ANTIQUE PEWTER



LETTERS



83800D - Black Finish

83802Q - Polished Chrome Finish

83801Z - Polished Brass Finish

83803D - Antique Pewter Finish

LETTERS

HEIGHT: 78MM
THICKNESS: 8MM

The full alphabet is available, A to Z, and in four finishes. Substantial, in a bold font and supplied with matching screws.

- | | | | |
|--|--|---|--|
|  83800A-83800Z
BLACK |  83801A-83801Z
POLISHED BRASS |  83802A-83802Z
POLISHED CHROME |  83803A-83803Z
ANTIQUE PEWTER |
|--|--|---|--|



SIGNS

83683 & 83684 (Push & Pull Plates)




'PUSH' SIGN

OVERALL SIZE: 168MM X 48MM
FIXING CENTRES: 149MM

83683 
ANTIQUÉ PEWTER

A decorative sign plate made from solid brass which has a traditional style and finished in Antique Pewter.



'PULL' SIGN

OVERALL SIZE: 168MM X 48MM
FIXING CENTRES: 149MM

83684 
ANTIQUÉ PEWTER

A decorative sign plate made from solid brass which has a traditional style and finished in Antique Pewter.



SIGNS

83685 & 83686 (Ladies & Gents Plates)



'LADIES' SIGN

OVERALL SIZE: 159MM X 48MM
FIXING CENTRES: 141MM

A decorative sign plate made from solid brass which has a traditional style and finished in Antique Pewter.



83685
ANTIQUE PEWTER



'GENTS' SIGN

OVERALL SIZE: 159MM X 48MM
FIXING CENTRES: 141MM

A decorative sign plate made from solid brass which has a traditional style and finished in Antique Pewter.



83686
ANTIQUE PEWTER

ROSEHEAD & HANDMADE NAILS, DOOR GRILLS & STUDS



3" ROSEHEAD NAIL

SIZE: 82MM
HEAD SIZE: 11MM X 8MM

Finished with black oxide. Externally may be prone to grey staining and bleeding, especially in oak. Sold in kilos - Average quantity 84

● 28338
BLACK OXIDE



2½" ROSEHEAD NAIL

SIZE: 67MM
HEAD SIZE: 10MM X 7MM

Finished with black oxide. Externally may be prone to grey staining and bleeding, especially in oak. Sold in kilos - Average quantity 105

● 28335
BLACK OXIDE



2" ROSEHEAD NAIL

SIZE: 54MM
HEAD SIZE: 11MM X 8MM

Finished with black oxide. Externally may be prone to grey staining and bleeding, especially in oak. Sold in kilos - Average quantity 158

● 28336
BLACK OXIDE



1½" ROSEHEAD NAIL

SIZE: 40MM
HEAD SIZE: 8MM X 7MM

Finished with black oxide. Externally may be prone to grey staining and bleeding, especially in oak. Sold in kilos - Average quantity 320

● 28337
BLACK OXIDE



1" ROSEHEAD NAIL

SIZE: 25MM
HEAD SIZE: 7MM X 7MM

Finished with black oxide. Externally may be prone to grey staining and bleeding, especially in oak. Sold in kilos - Average quantity 475

● 28334
BLACK OXIDE



N.B. As nails are hand made there can be some differences between the head sizes. As much as we try to make all nails uniform we are unable to guarantee this. Please call for more info.

1" HANDMADE NAIL

HEAD DIAMETER: 16MM

Fashioned from a single piece of steel for strength. If used externally will cause grey staining and bleeding. Sold in singles.

● 33191
BEESWAX



1" HANDMADE NAIL

HEAD DIAMETER: 20MM

Pewter & Black can be used externally and are less prone to grey staining and bleeding. Sold in singles. Fashioned from a single piece of steel for strength.

● 33192
BEESWAX

● 33831
BLACK

● 33777
PEWTER



33831 - Black Finish

2" HANDMADE NAIL


HEAD DIAMETER: 20MM

Pewter & Black can be used externally and are less prone to grey staining and bleeding. Sold in singles. Fashioned from a single piece of steel for strength.

● 33134
BEESWAX

● 33832
BLACK

● 33775
PEWTER



33832 - Beeswax Finish

3" HANDMADE NAIL

HEAD DIAMETER: 25MM

Pewter & Black can be used externally and are less prone to grey staining and bleeding. Sold in singles. Fashioned from a single piece of steel for strength.

● 33135
BEESWAX

● 33833
BLACK

● 33776
PEWTER



33776 - Pewter Patina Finish

DOOR GRILL & STUDS



33155 (Door Grill)

PYRAMID DOOR STUD - SMALL

SIZE: 15MM X 15MM

Pyramid door studs are easily fitted by way of a drive in-spike, unlike other studs on the market which have screw fixings.



33694 - Pewter Patina Finish

- | | |
|------------------|-------------------|
| ● 33193
BLACK | ● 33694
PEWTER |
|------------------|-------------------|

PYRAMID DOOR STUD - MEDIUM

SIZE: 20MM X 20MM

Pyramid door studs are easily fitted by way of a drive in-spike, unlike other studs on the market which have screw fixings.



33194
Black Finish

- | | |
|------------------|-------------------|
| ● 33194
BLACK | ● 33695
PEWTER |
|------------------|-------------------|

PYRAMID DOOR STUD - LARGE

SIZE: 25MM X 25MM

Pyramid door studs are easily fitted by way of a drive in-spike, unlike other studs on the market which have screw fixings.



33696
Pewter Patina Finish

- | | |
|------------------|-------------------|
| ● 33195
BLACK | ● 33696
PEWTER |
|------------------|-------------------|



RAISED DOOR GRILL

OVERALL SIZE: 171MM X 171MM
INTERNAL SIZE: 102MM X 102MM
PROJECTION: 44MM

A very traditional item of door furniture that has been hand forged in steel to give strength and a quality unsurpassed by other door grills on today's market. Ideal for an imposing front or back door and gives the entrance to your home a feeling of grandeur.

- | |
|------------------|
| ● 33155
BLACK |
|------------------|





FISHTAIL BOLTS

33662 (6" Cranked Door Bolt)



4" CRANKED DOOR BOLT

FIXING PLATE: 90MM X 36MM
RECEIVER PLATE: 32MM X 19MM

For outward opening doors. Can be used horizontally or vertically. All bolts are sold complete with fixing screws.

- 33129
BEESWAX
- 33014
BLACK
- 33659
PEWTER
- 33905
BRONZE

6" CRANKED DOOR BOLT

FIXING PLATE: 159MM X 51MM
RECEIVER PLATE: 51MM X 25MM

For outward opening doors. Can be used horizontally or vertically. All bolts are sold complete with fixing screws.



- 33128
BEESWAX
- 33016
BLACK
- 33662
PEWTER
- 33907
BRONZE

4" STRAIGHT DOOR BOLT

FIXING PLATE: 90MM X 36MM
RECEIVER BRIDGE: 41MM X 16MM

For inward opening doors. Can be used horizontally or vertically. All bolts are sold complete with fixing screws.



- 33127
BEESWAX
- 33013
BLACK
- 33660
PEWTER
- 33904
BRONZE

6" STRAIGHT DOOR BOLT

FIXING PLATE: 159MM X 51MM
RECEIVER BRIDGE: 54MM X 16MM

For inward opening doors. Can be used horizontally or vertically. All bolts are sold complete with fixing screws.



- 33126
BEESWAX
- 33015
BLACK
- 33663
PEWTER
- 33906
BRONZE

KNOB BOLTS



33723 (6" Straight Knob Bolt)



4" CRANKED KNOB BOLT

FIXING PLATE: 90MM X 36MM
RECEIVER PLATE: 34MM X 19MM

These knob bolts are tight fitting, well made and include a unique spring mechanism. For outward opening doors.

- | | | |
|--------------------|------------------|-------------------|
| ● 33264
BEESWAX | ● 33981
BLACK | ● 33721
PEWTER |
|--------------------|------------------|-------------------|

6" CRANKED KNOB BOLT

FIXING PLATE: 158MM X 51MM
RECEIVER PLATE: 51MM X 25MM

These knob bolts are tight fitting, well made and include a unique spring mechanism. For outward opening doors.



- | | | |
|--------------------|------------------|-------------------|
| ● 33263
BEESWAX | ● 33979
BLACK | ● 33724
PEWTER |
|--------------------|------------------|-------------------|

4" STRAIGHT KNOB BOLT

FIXING PLATE: 90MM X 36MM
RECEIVER BRIDGE: 34MM X 19MM

These knob bolts are tight fitting, well made and include a unique spring mechanism. For inward opening doors.



- | | | |
|--------------------|------------------|-------------------|
| ● 33262
BEESWAX | ● 33982
BLACK | ● 33720
PEWTER |
|--------------------|------------------|-------------------|

6" STRAIGHT KNOB BOLT

FIXING PLATE: 158MM X 51MM
RECEIVER BRIDGE: 51MM X 19MM

These knob bolts are tight fitting, well made and include a unique spring mechanism. For inward opening doors.



- | | | |
|--------------------|------------------|-------------------|
| ● 33261
BEESWAX | ● 33980
BLACK | ● 33723
PEWTER |
|--------------------|------------------|-------------------|

SHEPHERD'S CROOK UNIVERSAL BOLTS



33072 (4" Shepherd's Crook Bolt)

4" SHEPHERD'S CROOK BOLT

FIXING PLATE: 90MM X 37MM
 RECEIVER PLATE: 33MM X 20MM
 RECEIVER BRIDGE: 36MM X 17MM
 ANGLED KEEP: 36MM X 25MM (DEPTH: 10MM)

A multi purpose bolt which can be used on windows or doors and in other applications due to the variety of keeps supplied with the product. All bolts are sold complete with fixing screws.



● 33072
BLACK

● 33075
PEWTER

6" SHEPHERD'S CROOK BOLT

FIXING PLATE: 158MM X 52MM
 RECEIVER PLATE: 47MM X 26MM
 RECEIVER BRIDGE: 52MM X 18MM
 ANGLED KEEP: 47MM X 25MM (DEPTH: 10MM)

A multi purpose bolt which can be used on windows or doors and in other applications due to the variety of keeps supplied with the product. All bolts are sold complete with fixing screws.



● 33073
BLACK

● 33076
PEWTER

8" SHEPHERD'S CROOK BOLT

FIXING PLATE: 206MM X 46MM
 RECEIVER PLATE: 52MM X 26MM
 RECEIVER BRIDGE: 46MM X 38MM
 ANGLED KEEP: 47MM X 25MM (DEPTH: 10MM)

A multi purpose bolt which can be used on windows or doors and in other applications due to the variety of keeps supplied with the product. All bolts are sold complete with fixing screws.



● 33074
BLACK

● 33077
PEWTER



UNIVERSAL BOLTS

33872 (6" Universal Bolt)

4" UNIVERSAL BOLT

FIXING PLATE: 100MM X 25MM
RECEIVER PLATE: 37MM X 15MM
RECEIVER BRIDGE: 37MM X 10MM
ANGLED KEEP: 37MM X 15MM (DEPTH: 10MM)

A multi purpose bolt which can be used on windows or smaller cupboard doors and in other applications due to the variety of keeps supplied with the product. All bolts are sold complete with fixing screws.

33871
BLACK ●




6" UNIVERSAL BOLT

FIXING PLATE: 150MM X 40MM
RECEIVER PLATE: 40MM X 16MM
RECEIVER BRIDGE: 43MM X 10MM
ANGLED KEEP: 40MM X 15MM (DEPTH: 10MM)

A multi purpose bolt which can be used on windows or doors and in other applications due to the variety of keeps supplied with the product. All bolts are sold complete with fixing screws.

33872
BLACK ●





FRENCH DOOR BOLTS

33623 (6" French Door Bolt)

6" FRENCH DOOR BOLT

FIXING PLATE: 153MM X 48MM
 RECEIVER BRIDGE: 48MM X 36MM
 OVERALL BOLT LENGTH: 380MM

These beautifully crafted bolts have a long cranked handle for ease of use and a backplate which is 5mm thick. They have a very strong spring for positive action and look elegant on any type of door, painted or natural. Use on inward or outward opening doors as the bolts are supplied with a bridge & angled keep.

- 33855
BEESWAX
- 33113
BLACK
- 33623
PEWTER



FIXING PLATE: 240MM X 48MM
 RECEIVER BRIDGE: 48MM X 36MM
 OVERALL BOLT LENGTH: 435MM

These beautifully crafted bolts have a long cranked handle for ease of use and a backplate which is 5mm thick. They have a very strong spring for positive action and look elegant on any type of door, painted or natural. Use on inward or outward opening doors as the bolts are supplied with a bridge & angled keep.

- 33857
BEESWAX
- 33114
BLACK
- 33624
PEWTER



FLUSH & SLIDEBOLTS

33627 (12" Flush/Slide Door Bolt)

12" FLUSH/SLIDE DOOR BOLT

OVERALL SIZE: 308MM X 20MM
RETURN LENGTH: 32MM
RECEIVER PLATE: 35MM X 20MM
SHOOT BOLT DIAMETER: 9MM

Made from solid steel to give strength and to match our finishes. This flush bolt can be used on sliding/folding door systems. Maximum depth of cut out is 18mm and can be fixed to either the door face or edge.

33627
PEWTER



6" FLUSH BOLT

OVERALL SIZE: 154MM X 19MM
RETURN LENGTH: 15MM
RECEIVER PLATE: 42MM X 19MM
SHOOT BOLT DIAMETER: 11MM

This product is completely unique to From The Anvil. The faceplate is made from stainless steel to give strength, PVD coated and finished in black. This flush bolt can be used on sliding/folding door systems. Maximum depth of cut out is 25mm and can be fixed to either the door face or edge.

41613
BLACK





PUSHPLATES & DOOR STOPS



PUSHPLATES & DOOR STOPS

83646 (Floor Mounted Door Stop)



33478 - Beeswax Finish

PLAIN FINGERPLATE

BACKPLATE SIZE: 318MM X 65MM

This heavy finger plate is fitted to protect the face of a door from wear and tear. It has a strong quality and looks good on oak or painted doors. Ideal for heavy use areas.

- 33478
BEESWAX
- 33467
BLACK

PROJECTION DOOR STOP

33489
BEESWAX ●

PROJECTION: 66MM
FIXING BASE: 22MM
RUBBER STOP: DIA Ø12MM

33491
BLACK ●

33490
PEWTER ●

Ideally fixed to skirting board this door stop will prevent damage to walls from any door furniture.



33490 - Pewter Patina Finish

FLOOR MOUNTED DOOR STOP

83645
BEESWAX ●

PROJECTION: 42MM
DIAMETER: Ø30MM

83647
BLACK ●

A floor mounted door stop for situations where a skirting fixed door stop is not possible. Rubber rings prevent damage to the door and the stop prevents handles damaging walls.

83646
PEWTER ●



83646 - Pewter Patina Finish



HOOKS

GOTHIC & FLEUR-DE-LYS HOOKS



33122 (Gothic Hook)



33688 - Pewter Patina Finish

GOTHIC HOOK

OVERALL HEIGHT: 120MM
PROJECTION: 50MM

This hook is based on Gothic architecture, with its 'pointed arch' styling and has a fine curled over detail at the end of the hook.

- 33122
BEESWAX
- 33963
BLACK
- 33688
PEWTER

FLEUR-DE-LYS HOOK

33121 ●
BEESWAX

OVERALL HEIGHT: 114MM
PROJECTION: 51MM

33834 ●
BLACK

The Fleur-de-lys design of this hook lends itself well to fixing a number of them to a piece of reclaimed oak and using in a hallway or kitchen.

33722 ●
PEWTER



33834 - Black Finish

HAT & COAT HOOK

OVERALL HEIGHT: 197MM
PROJECTION: 108MM

A large number of items can be placed on this product due to its size and strength.



33248 - Beeswax Finish

- 33248
BEESWAX
- 33249
BLACK



HAT & COAT HOOKS

83543 (Hat & Coat Hook) & 83523 (Coat Hook)

COAT HOOK



33858 - Beeswax Finish

FIXING PLATE: 48MM X 38MM
PROJECTION: 70MM

A stylish little coat hook which can be used in a multitude of places like bathrooms, wardrobes and children's rooms etc. Simple yet strong enough to hold a number of items and looks great in any of the four finishes.

- **33858**
BEESWAX

- **83522**
BLACK

- **83524**
POLISHED BRASS

- **83523**
NATURAL SMOOTH

HAT & COAT HOOK

- **83542**
BLACK

- **83525**
POLISHED BRASS

- **83543**
NATURAL SMOOTH

FIXING PLATE: 44MM X 38MM
OVERALL HEIGHT: 165MM
PROJECTION: 86MM

A simple hat and coat hook with acorn style ends and cast to be very strong.



83543 - Natural Smooth Finish

ROBE HOOKS



83843 (Double Robe Hook)



CELTIC SINGLE ROBE HOOK

FIXING PLATE: 41MM X 24MM
PROJECTION: 42MM

A neat and small single robe hook ideal for bathrooms and has a very simple design.

● 83845
BLACK

CELTIC DOUBLE ROBE HOOK

FIXING PLATE: 41MM X 24MM
PROJECTION: 35MM

A neat and small double robe hook ideal for bathrooms and has a very simple design.

● 83843
BLACK

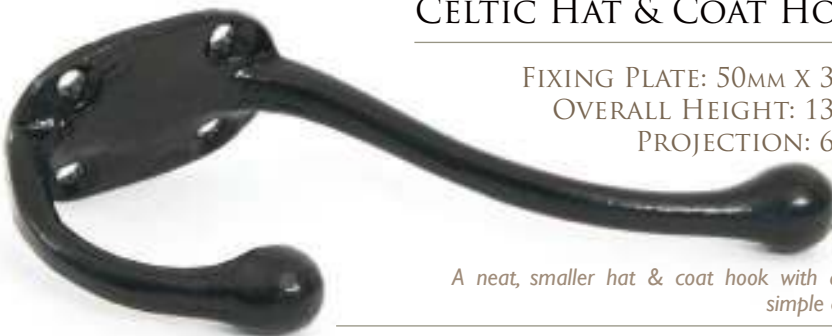


CELTIC HAT & COAT HOOK

FIXING PLATE: 50MM X 33MM
OVERALL HEIGHT: 133MM
PROJECTION: 65MM

A neat, smaller hat & coat hook with a very simple design.

● 33883
BLACK



CUP & 'L' HOOKS



33221 (Cup Hook)

CUP HOOK - LARGE

OVERALL SIZE: 89MM X 44MM

This ornate cup hook has a decorative twist in the upright and a nice little curl at the top of the hook. Fixed by way of a drive-in spike.



● **33220**
BEESWAX

● **33835**
BLACK

● **33800**
PEWTER

CUP HOOK - MEDIUM

33221 ●
BEESWAX

33836 ●
BLACK

33801 ●
PEWTER

OVERALL SIZE: 51MM X 32MM

This ornate cup hook has a decorative twist in the upright and a nice little curl at the top of the hook. Fixed by way of a drive-in spike.



CUP HOOK - SMALL

OVERALL SIZE: 44MM X 25MM

This ornate cup hook has a decorative twist in the upright and a nice little curl at the top of the hook. Fixed by way of a drive-in spike.



● **33222**
BEESWAX

● **33837**
BLACK

● **33804**
PEWTER

'L' HOOK SMALL

SIZE: 70MM X 32MM

'L' shaped hooks have a decorative curl at the end and are fixed by way of a drive-in spike.



● **33215**
BEESWAX

'L' HOOK LARGE

SIZE: 82MM X 32MM

'L' shaped hooks have a decorative curl at the end and are fixed by way of a drive-in spike.



● **33214**
BEESWAX

HOOK RACKS



83742 (Farmhouse Rack - Timber)



STABLE COAT RACK

OVERALL SIZE: 900MM x 99MM
PROJECTION: 90MM

83740
NATURAL SMOOTH
& TIMBER



83741
NATURAL SMOOTH
& OLIVE GREEN



Seven natural smooth, acorn styled coat hooks mounted on a wooden back board in a choice of two finishes. A natural finish which has been oiled and given a rustic aged effect or a classic countryside style painted in olive green with a distressed effect. The back board has hidden fixing plates on the rear.



FARMHOUSE HAT & COAT RACK

OVERALL SIZE: 900MM x 99MM
PROJECTION: 115MM

83742
NATURAL SMOOTH
& TIMBER



83743
NATURAL SMOOTH
& OLIVE GREEN



Seven natural smooth, acorn styled hat and coat hooks mounted on a wooden back board in a choice of two finishes. A natural finish which has been oiled and given a rustic aged effect or a classic countryside style painted in olive green with a distressed effect. The back board has hidden fixing plates on the rear.

HOOK RACKS



83747 (Cottage Rack - Olive Green)



COUNTRY HAT & COAT RACK

OVERALL SIZE: 900MM x 99MM
PROJECTION: 115MM

A mix of four natural smooth, acorn styled hat and coat hooks with three coat hooks mounted on a solid wooden back board in a choice of two finishes. A natural finish which has been oiled with a rustic aged effect or a classic countryside style painted in olive green with a distressed effect. The back board has hidden fixing plates on the rear.

83744
NATURAL SMOOTH
& TIMBER



83745
NATURAL SMOOTH
& OLIVE GREEN



COTTAGE COAT RACK

OVERALL SIZE: 900MM x 99MM
PROJECTION: 76MM

Seven of our finest hand forged and beeswaxed Gothic coat hooks mounted on a solid wooden back board in a choice of two finishes. A natural finish which has been oiled with a rustic aged effect or a classic countryside style painted in olive green with a distressed effect. The back board has hidden fixing plates on the rear.

83746
BEESWAX
& TIMBER



83747
BEESWAX
& OLIVE GREEN





CABIN HOOKS

3" CABIN HOOK

HOOK LENGTH: 73MM
FIXING PLATES: 29MM X 29MM

Made from solid brass.



● 83549
POLISHED BRASS

4" CABIN HOOK

HOOK LENGTH: 100MM
FIXING PLATES: 29MM X 29MM

Made from solid brass.



● 83548
POLISHED BRASS

6" CABIN HOOK

HOOK LENGTH: 154MM
FIXING PLATES: 32MM X 32MM

Made from solid brass.



● 83547
POLISHED BRASS

8" CABIN HOOK

HOOK LENGTH: 202MM
FIXING PLATES: 41MM X 41MM

Made from solid brass.



● 83546
POLISHED BRASS

5" CABIN HOOK

HOOK LENGTH: 127MM
FIXING PLATES: 35MM X 35MM

Stylish, practical and looks elegant in either the Black or the Natural Smooth finish.



83540 - Black Finish

● 83540
BLACK

● 83541
NATURAL SMOOTH



FORGED CABIN HOOKS

83794 (8" Cabin Hook)



4" FORGED CABIN HOOK

HOOK LENGTH: 106MM
FIXING PLATE: 52MM X 12MM

● 83770
BLACK

● 83792
PEWTER



6" FORGED CABIN HOOK

HOOK LENGTH: 147MM
FIXING PLATE: 55MM X 12MM

● 83771
BLACK

● 83793
PEWTER



8" FORGED CABIN HOOK

HOOK LENGTH: 208MM
FIXING PLATE: 60MM X 14MM

● 83777
BLACK

● 83794
PEWTER



10" FORGED CABIN HOOK

HOOK LENGTH: 260MM
FIXING PLATE: 67MM X 15MM

● 83772
BLACK

● 83795
PEWTER



12" FORGED CABIN HOOK

HOOK LENGTH: 316MM
FIXING PLATE: 77MM X 17MM

● 83773
BLACK

● 83796
PEWTER



14" FORGED CABIN HOOK

HOOK LENGTH: 367MM
FIXING PLATE: 77MM X 17MM

● 83774
BLACK

● 83797
PEWTER



16" FORGED CABIN HOOK

HOOK LENGTH: 413MM
FIXING PLATE: 84MM X 20MM

● 83775
BLACK

● 83798
PEWTER



18" FORGED CABIN HOOK

HOOK LENGTH: 461MM
FIXING PLATE: 87MM X 20MM

● 83776
BLACK

● 83799
PEWTER



BEATEN & HAMMERED
CUPBOARD KNOBS

BEATEN CUPBOARD KNOB - LARGE



33625 - Pewter Patina Finish



KNOB SIZE: 40MM
PROJECTION: 31MM

Suitable for hand-crafted cupboard doors. Sold as a single item with M4 screw.

● 33198
BEESWAX

● 33993
BLACK

● 33625
PEWTER

BEATEN CUPBOARD KNOB - MEDIUM

● 33197
BEESWAX

KNOB SIZE: 30MM
PROJECTION: 25MM

● 33992
BLACK

Suitable for hand-crafted cupboard doors. Sold as a single item with M4 screw.

● 33626
PEWTER



33197 - Beeswax Finish

BEATEN CUPBOARD KNOB - SMALL



33840 - Black Finish

KNOB SIZE: 20MM
PROJECTION: 20MM

Suitable for hand-crafted cupboard doors. Sold as a single item with M4 screw.

● 33196
BEESWAX

● 33840
BLACK

● 33705
PEWTER

HAMMERED KNOB - LARGE

KNOB SIZE: 38MM
PROJECTION: 30MM

Suitable for hand-crafted cupboard doors. Sold as a single item with M4 screw. Matches pull handles on page 64.

● 83515
NATURAL SMOOTH



HAMMERED KNOB - SMALL

KNOB SIZE: 32MM
PROJECTION: 28MM

Suitable for hand-crafted cupboard doors. Sold as a single item with M4 screw. Matches pull handles on page 64.

● 83516
NATURAL SMOOTH





TWIST, RIBBED, OVAL &
OCTAGONAL CUPBOARD KNOBS

OCTAGONAL CABINET KNOB - LARGE

OVERALL SIZE: 38MM
PROJECTION: 38MM

Suitable for hand-crafted cupboard doors. Sold as a single item with M4 screw. Matches pull handles on page 65.

83538 
NATURAL SMOOTH



OCTAGONAL CABINET KNOB - SMALL

OVERALL SIZE: 32MM
PROJECTION: 38MM

Suitable for hand-crafted cupboard doors. Sold as a single item with M4 screw. Matches pull handles on page 65.

 **83537**
NATURAL SMOOTH



RIBBED CABINET KNOB

OVERALL SIZE: 32MM
PROJECTION: 21MM

Suitable for hand-crafted cupboard doors. Sold as a single item with M4 screw. Matches pull handles on page 66.

83536 
NATURAL SMOOTH



TWIST KNOB

OVERALL SIZE: 30MM
PROJECTION: 41MM

Suitable for hand-crafted cupboard doors. Sold as a single item with M4 screw.

 **33691**
PEWTER



OVAL KNOB

83791 
BEESWAX

83790 
BLACK

83787 
PEWTER

KNOB SIZE: 40MM X 25MM
PROJECTION: 33MM

Suitable for hand-crafted cupboard doors. Sold as a single item with M4 screw.



83791 - Beeswax Finish

CABINET KNOBS



83514 (Cabinet Knob)

CABINET KNOB (WITH BASE) - LARGE

OVERALL SIZE: 44MM X 38MM DIA.
BASE SIZE: 38MM
PROJECTION: 44MM

83509
BLACK ●

83510
NATURAL SMOOTH ○

A cabinet knob with removable base which looks great on painted cupboards and compliments the Flower Knob Set by giving the room a uniform look and a stylish feel. Sold as a single item with M4 screw.



83510 - Natural Smooth Finish

CABINET KNOB (WITH BASE) - SMALL

OVERALL SIZE: 41MM X 32MM DIA.
BASE SIZE: 35MM
PROJECTION: 41MM



83507 - Black Finish

A slightly smaller version of the cabinet knob with a removable base. Compliments our other Natural Smooth and Black finish products and helps to create a stylish look around the home. Sold as a single item with M4 screw.

● **83507**
BLACK

○ **83508**
NATURAL SMOOTH

CABINET KNOB - LARGE

OVERALL SIZE: 36MM X 38MM DIA.
PROJECTION: 36MM

83513
BLACK ●

83514
NATURAL SMOOTH ○

An exceptionally stylish, machined cabinet knob which gives a desirable and contemporary feel. Ideal on larger cupboard doors, kitchen cabinets and a multitude of other areas. A great addition to any room and manufactured to a very high quality. Sold as a single item with M4 screw.

83514 - Natural Smooth Finish



CABINET KNOB - SMALL

OVERALL SIZE: 29MM X 32MM DIA.
PROJECTION: 29MM



83511 - Black Finish

A slightly smaller contemporary, machined cabinet knob which gives a desirable and stylish feel. Ideal on a painted chest of drawers, kitchen cabinets or a multitude of other areas. A great addition to any room and manufactured to a very high quality. Sold as a single item with M4 screw.

● **83511**
BLACK

○ **83512**
NATURAL SMOOTH

SPIRAL CABINET KNOBS



83550 (Spiral Cabinet Knob)



SPIRAL CABINET KNOB - LARGE

DIAMETER: 45MM
PROJECTION: 66MM

A high quality, large spiral knob ideal for use on cabinets and drawer fronts. Made from solid, heavy brass and sold as a single item with M4 screw.

 **83552**
POLISHED BRASS

SPIRAL CABINET KNOB - MEDIUM

DIAMETER: 38MM
PROJECTION: 58MM

A high quality, medium sized spiral knob ideal for use on cabinets and drawer fronts. Made from solid, heavy brass and sold as a single item with M4 screw.



83551
POLISHED BRASS 

SPIRAL CABINET KNOB - SMALL

DIAMETER: 32MM
PROJECTION: 45MM

A high quality, small spiral knob ideal for use on cabinets and drawer fronts. Made from solid, heavy brass and sold as a single item with M4 screw.

 **83550**
POLISHED BRASS





CUPBOARD TURN & CABINET LATCH

33115 (Cupboard Turn)



33684 - Pewter Patina Finish

CUPBOARD TURN

FIXING PLATES: 56MM X 20MM
PROJECTION: 40MM

A stylish, little cupboard turn designed to hold two doors together. Shows all the hand-crafted detail of our skilled blacksmiths.

● 33859
BEESWAX

● 33115
BLACK

● 33684
PEWTER

CABINET LATCH

OVERALL SIZE: 55MM X 41MM
PROJECTION: 37MM
KEEP SIZE: 55MM X 15MM

A strong and stylish little cabinet latch, ideal for cupboard doors. Comes supplied with fixing screws. Fashioned from cast iron and has a smooth natural iron finish.

83518
NATURAL SMOOTH ●



WINDOW FASTENERS & ACCESSORIES





MONKEYTAIL FASTENERS

83593 & 33142 (Monkeytail Fasteners)

MORTICE PLATE

OVERALL SIZE:
76MM X 19MM

Sold as a single item with beeswaxed screws.



33140P - Beeswax Finish

- | | | |
|---------------------|------------------|-------------------|
| ● 33140P
BEESWAX | ● 33838
BLACK | ● 33773
PEWTER |
|---------------------|------------------|-------------------|

MONKEYTAIL FASTENER

33142 ●
BEESWAX

HANDLE LENGTH: 108MM
FIXING PLATE: 60MM X 19MM
MORTICE PLATE: 76MM X 19MM

33280 ●
BLACK

This Monkeytail Fastener is reversible so it can be used on either left or right handed windows. Ideal for windows with a draught seal.

33676 ●
PEWTER



33676 - Pewter Patina Finish

CAST MONKEYTAIL FASTENER

HANDLE LENGTH: 102MM
FIXING PLATE: 55MM X 19MM
MORTICE PLATE: 78MM X 21MM

This solid brass Monkeytail Fastener is reversible and can be used on either left or right handed windows. Ideal for windows with a draught seal.

● 83593
POLISHED BRASS

● 83565
ANTIQUÉ BRASS



83565 - Antique Brass Finish

DELUXE MONKEYTAIL FASTENER LH - LOCKING

HANDLE LENGTH: 98MM
FIXING PLATE: 62MM X 18MM
MORTICE PLATE: 62MM X 18MM
HOOK PLATE: 62MM X 12MM

This fastener comes with many features. It has a narrow backplate for timber windows. Machined to a very high standard to give the correct tolerances (reduces window rattle). Lockable by way of an allen key (supplied) when used in conjunction with mortice or hook plates.

● **33882**
BLACK



DELUXE MONKEYTAIL FASTENER RH - LOCKING

HANDLE LENGTH: 98MM
FIXING PLATE: 62MM X 18MM
MORTICE PLATE: 62MM X 18MM
HOOK PLATE: 62MM X 12MM

This fastener comes with many features. It has a narrow backplate for timber windows. Machined to a very high standard to give the correct tolerances (reduces window rattle). Lockable by way of an allen key (supplied) when used in conjunction with mortice or hook plates.

● **33881**
BLACK



MONKEYTAIL FASTENER LH

HANDLE LENGTH: 114MM X 76MM
FIXING PLATE: 60MM X 13MM
MORTICE PLATE: 76MM X 19MM
HOOK PLATE: 57MM X 19MM

Non-Locking Monkeytail Fasteners are supplied complete with a Hook Plate, which allows fitting to a narrower frame, all fixing screws and a mortice plate.

● **33185**
BEESWAX



MONKEYTAIL FASTENER RH

HANDLE LENGTH: 114MM X 76MM
FIXING PLATE: 60MM X 13MM
MORTICE PLATE: 76MM X 19MM
HOOK PLATE: 57MM X 19MM

Non-Locking Monkeytail Fasteners are supplied complete with a Hook Plate, which allows fitting to a narrower frame, all fixing screws and a mortice plate.

● **33186**
BEESWAX





33952 - Black Finish

MONKEYTAIL FASTENER LH - LOCKING

HANDLE LENGTH: 114MM X 76MM
 FIXING PLATE: 60MM X 13MM
 MORTICE PLATE: 76MM X 19MM
 HOOK PLATE: 57MM X 19MM

Locking Monkeytail Fasteners are supplied complete with a Hook Plate, allowing for fitting to a narrower frame, all fixing screws, a mortice plate and an allen key for locking.

- 33211**
BEESWAX
- 33952**
BLACK
- 33725**
PEWTER

MONKEYTAIL FASTENER RH - LOCKING

- 33212**
BEESWAX
- 33953**
BLACK
- 33726**
PEWTER

HANDLE LENGTH: 114MM X 76MM
 FIXING PLATE: 60MM X 13MM
 MORTICE PLATE: 76MM X 19MM
 HOOK PLATE: 57MM X 19MM

Locking Monkeytail Fasteners are supplied complete with a Hook Plate, allowing for fitting to a narrower frame, all fixing screws, a mortice plate and an allen key for locking.



33726 - Pewter Patina Finish

NIGHT VENT MONKEYTAIL FASTENER LH - LOCKING

33267 - Beeswax Finish



HANDLE LENGTH: 136MM X 44MM
 FIXING PLATE: 60MM X 16MM
 KEEP PLATE: 57MM X 16MM

This product is screw fitted and there is no need for trickle vents. The keep plate will screw to a mullion with a 20mm flat, leaving more room for mouldings. They can be locked in the night-vent and closed positions with an allen key. The nylon washer behind the handle is designed to reduce friction.

- 33267**
BEESWAX
- 51417L**
BLACK
- 33618**
PEWTER

NIGHT VENT MONKEYTAIL FASTENER RH - LOCKING

- 33268**
BEESWAX
- 51417R**
BLACK
- 33619**
PEWTER

HANDLE LENGTH: 136MM X 44MM
 FIXING PLATE: 60MM X 16MM
 KEEP PLATE: 57MM X 16MM

This product is screw fitted and there is no need for trickle vents. The keep plate will screw to a mullion with a 20mm flat, leaving more room for mouldings. They can be locked in the night-vent and closed positions with an allen key. The nylon washer behind the handle is designed to reduce friction.



51417R - Black Finish



SHEPHERD'S CROOK FASTENERS

33956 & 33709 (Black Shepherd's Crook Fastener & Pewter Locking Shepherd's Crook Fastener)

SHEPHERD'S CROOK FASTENER

33132 BEESWAX	●	HANDLE LENGTH: 101MM FIXING PLATE: 59MM X 19MM
33956 BLACK	●	MORTICE PLATE: 76MM X 19MM
33727 PEWTER	●	<i>This Shepherd's Crook Fastener is reversible so it can be used on either left or right handed windows. Ideal for windows with a draught seal.</i>



33132 - Beeswax Finish



33468 - Black Finish

SHEPHERD'S CROOK FASTENER LH - LOCKING

HANDLE LENGTH: 104MM X 78MM
FIXING PLATE: 70MM X 17MM
MORTICE PLATE: 76MM X 19MM
HOOK PLATE: 70MM X 17MM

A locking window fastener with a beautifully crafted Shepherd's Crook handle. Pack contains both mortice and hook plates for windows of various configurations i.e. with or without central mullion.

- **33476**
BEESWAX
- **33468**
BLACK
- **33710**
PEWTER

SHEPHERD'S CROOK FASTENER RH - LOCKING

33477 BEESWAX	●	HANDLE LENGTH: 104MM X 78MM
33469 BLACK	●	FIXING PLATE: 70MM X 17MM
33709 PEWTER	●	MORTICE PLATE: 76MM X 19MM
		HOOK PLATE: 70MM X 17MM
<i>A locking window fastener with a beautifully crafted Shepherd's Crook handle. Pack contains both mortice and hook plates for windows of various configurations i.e. with or without central mullion.</i>		



33709 - Pewter Patina Finish



PEARDROP FASTENERS

33926 & 33290 (Bronze & Black Peardrop Fasteners)

HOOK PLATE





OVERALL SIZE: 57MM X 19MM

For use on windows without a central mullion. Sold as a single item with matching screws.



 33237 BEESWAX	 33284 BLACK	 33669 PEWTER	 83687 POLISHED BRASS	 83688 POLISHED CHROME	 83689 ANTIQUE PEWTER
---	---	--	--	---	--

HANDMADE PEARDROP FASTENER

 33140 BEESWAX	<p>HANDLE LENGTH: 95MM FIXING PLATE: 60MM X 19MM MORTICE PLATE: 76MM X 19MM</p> <p><i>This Peardrop Fastener is reversible so it can be used on either left or right handed windows. Ideal for windows with a draught seal.</i></p>
 33290 BLACK	
 33668 PEWTER	
 33926 BRONZE	



33668 - Pewter Patina Finish

CAST PEARDROP FASTENER

HANDLE LENGTH: 95MM
FIXING PLATE: 60MM X 19MM
MORTICE PLATE: 76MM X 19MM

This Peardrop Fastener is reversible so it can be used on either left or right handed windows. Ideal for windows with a draught seal.

 83696 POLISHED BRASS
 83699 BLACK
 83697 POLISHED CHROME
 83698 ANTIQUE PEWTER



83696 - Polished Brass Finish



PEARDROP NIGHT VENTING FASTENERS

33026 (Pewter Peardrop Fastener)



NIGHT VENT PEARDROP FASTENER LH - LOCKING

HANDLE LENGTH: 136MM X 44MM
 FIXING PLATE: 60MM X 16MM
 KEEP PLATE: 57MM X 16MM

This product is screw fitted and there is no need for trickle vents. The keep plate will screw to a mullion with a 20mm flat, leaving more room for mouldings. They can be locked in the night-vent and closed positions with an allen key. The nylon washer behind the handle is designed to reduce friction.

- **33021**
BEESWAX
- **33023**
BLACK
- **33025**
PEWTER

NIGHT VENT PEARDROP FASTENER RH - LOCKING

HANDLE LENGTH: 136MM X 44MM
 FIXING PLATE: 60MM X 16MM
 KEEP PLATE: 57MM X 16MM

This product is screw fitted and there is no need for trickle vents. The keep plate will screw to a mullion with a 20mm flat, leaving more room for mouldings. They can be locked in the night-vent and closed positions with a allen key. The nylon washer behind the handle is designed to reduce friction.



33022
BEESWAX ●

33024
BLACK ●

33026
PEWTER ●

WINDOW STAYS & ACCESSORIES



10" HANDMADE TUNIUS MONKEYTAIL STAY

OVERALL LENGTH: 270MM
FIXING PLATE: 59MM X 18MM

This Stay has a very delicately, hand-crafted end detail that is unlike any other stay available and can be matched up with our window espagnolettes to create a very unique look.



● 83667
BEESWAX

HANDMADE MONKEYTAIL WINDOW STAYS



33281 (8" Monkeytail Stay)

8" HANDMADE MONKEYTAIL STAY

OVERALL LENGTH: 228MM
FIXING PLATE: 57MM X 16MM

Our Monkeytail Stays are made from steel so they can be drawn down to a very fine point, reproducing traditional methods. Matching fasteners are available. Locking pins for extra security & other accessories are available for stays (see page 142).

- **33139**
BEESWAX
- **33281**
BLACK
- **33630**
PEWTER



33139 - Beeswax Finish

10" HANDMADE MONKEYTAIL STAY

OVERALL LENGTH: 267MM
FIXING PLATE: 57MM X 16MM

- **33143**
BEESWAX
- **33282**
BLACK
- **33631**
PEWTER



33282 - Black Finish

12" HANDMADE MONKEYTAIL STAY

OVERALL LENGTH: 317MM
FIXING PLATE: 57MM X 16MM

- **33144**
BEESWAX
- **33283**
BLACK
- **33632**
PEWTER



33632 - Pewter Patina Finish

CAST MONKEYTAIL WINDOW STAYS



33453 (10" Monkeytail Stay)

8" MONKEYTAIL STAY

OVERALL LENGTH: 228MM
FIXING PLATE: 45MM X 16MM

This product is made from high quality materials and comes in four unlacquered finishes. Supplied complete with quality, fixing screws. Locking pins for extra security & other accessories are available for stays (see page 142).



- | | | | |
|--|---|---|--|
|  83594
POLISHED BRASS |  83567
ANTIQUÉ BRASS |  33484
BLACK |  33452
ANTIQUÉ PEWTER |
|--|---|---|--|

10" MONKEYTAIL STAY

OVERALL LENGTH: 278MM
FIXING PLATE: 45MM X 16MM



- | | | | |
|--|---|---|--|
|  83595
POLISHED BRASS |  83568
ANTIQUÉ BRASS |  33485
BLACK |  33453
ANTIQUÉ PEWTER |
|--|---|---|--|

12" MONKEYTAIL STAY

OVERALL LENGTH: 328MM
FIXING PLATE: 45MM X 16MM



- | | | | |
|--|---|---|--|
|  83596
POLISHED BRASS |  83569
ANTIQUÉ BRASS |  33486
BLACK |  33454
ANTIQUÉ PEWTER |
|--|---|---|--|

SHEPHERD'S CROOK WINDOW STAYS



33606 (10" Shepherd's Crook Stay)

8" SHEPHERD'S CROOK STAY

OVERALL SIZE: 260MM
FIXING PLATE: 57MM X 16MM

This Stay has a very delicately, hand-crafted end detail that is unlike any other stay available and can be matched up with our window espagnolettes to create a very unique look. Locking pins for extra security & other accessories are available for stays (see page 142).

- 33473**
BEESWAX
- 33960**
BLACK
- 33605**
PEWTER



10" SHEPHERD'S CROOK STAY

OVERALL SIZE: 305MM
FIXING PLATE: 57MM X 16MM

- 33474**
BEESWAX
- 33961**
BLACK
- 33606**
PEWTER



12" SHEPHERD'S CROOK STAY

OVERALL SIZE: 356MM
FIXING PLATE: 57MM X 16MM

- 33475**
BEESWAX
- 33962**
BLACK
- 33607**
PEWTER



HANDMADE PEARDROP WINDOW STAYS



33925 (12" Peardrop Stay)

8" PEARDROP STAY

OVERALL LENGTH: 228MM
FIXING PLATE: 57MM X 16MM

Our Peardrop Stays are of a very simple design but look very stylish on a painted or natural wood window and with matching fasteners, create that uniform look throughout your home. Locking pins for extra security & other accessories are available for stays (see page 142).

- | | | | |
|--|---|--|--|
|  33148
BEESWAX |  33291
BLACK |  33677
PEWTER |  33923
BRONZE |
|--|---|--|--|



10" PEARDROP STAY

OVERALL LENGTH: 267MM
FIXING PLATE: 57MM X 16MM

- | | | | |
|--|---|--|--|
|  33141
BEESWAX |  33292
BLACK |  33678
PEWTER |  33924
BRONZE |
|--|---|--|--|



12" PEARDROP STAY

OVERALL LENGTH: 330MM
FIXING PLATE: 57MM X 16MM

- | | | | |
|--|---|--|--|
|  33149
BEESWAX |  33293
BLACK |  33679
PEWTER |  33925
BRONZE |
|--|---|--|--|





CAST PEARDROP WINDOW STAYS

33750 (10" Peardrop Stay)

8" PEARDROP STAY

OVERALL LENGTH: 230MM
FIXING PLATE: 45MM X 16MM

A simple Peardrop design which is available in three sizes and four finishes. Supplied with 2 locating pins and screws. Locking pins for extra security & other accessories are available for stays (see page 142).



- | | | | |
|---|---|---|--|
|  33749
POLISHED BRASS |  33743
BLACK |  33752
POLISHED CHROME |  33746
ANTIQUE PEWTER |
|---|---|---|--|

10" PEARDROP STAY

OVERALL LENGTH: 280MM
FIXING PLATE: 45MM X 16MM



- | | | | |
|---|---|---|--|
|  33750
POLISHED BRASS |  33744
BLACK |  33753
POLISHED CHROME |  33747
ANTIQUE PEWTER |
|---|---|---|--|

12" PEARDROP STAY

OVERALL LENGTH: 330MM
FIXING PLATE: 45MM X 16MM



- | | | | |
|---|---|---|--|
|  33751
POLISHED BRASS |  33745
BLACK |  33754
POLISHED CHROME |  33748
ANTIQUE PEWTER |
|---|---|---|--|

WINDOW STAY ACCESSORIES



33870 (Locking Stay Pin)

CRANKED CASEMENT STAY PIN

33322
PEWTER

BLACK FIXING PLATE: 49MM X 17MM

33205
BLACK

For use with stays on flush casements.



OFFSET STAY PIN

33459
BLACK

FIXING PLATE: 47MM X 12MM

33457
POLISHED BRASS

For use on heavily moulded windows.

33455
ANTIQUÉ PEWTER



BEVEL STAY PIN

83823
BLACK

FIXING PLATE: 40MM X 15MM

83822
ANTIQUÉ PEWTER

Bevel stay pins are generally used where your frame is sloped or has a slight angle or bevel to it, typically around 9 degrees.

83820
POLISHED BRASS

83821
POLISHED CHROME



CRANKED STAY PIN

33460
BLACK

FIXING PLATE: 48MM X 12MM

33458
POLISHED BRASS

For decoration only. For use with dummy stays on flush pvc casements.

33614
PEWTER

33456
ANTIQUÉ PEWTER



LOCKING STAY PIN

33461
BLACK

FIXING PLATE: 46MM X 15MM

33870
PEWTER

This Locking Stay Pin will fit any of our window stays and gives added security and peace of mind. Can be locked in the night vented or open position. Comes complete with a quality Anvil hex key.

33462
POLISHED BRASS

33465
POLISHED CHROME





SLIDING STAYS

83852 (Sliding Stay)



15" SLIDING STAY

WINDOW FIXING PLATE: 54MM X 16MM
FRAME FIXING PLATE: 59MM X 22MM

83853
BLACK ●

For casement type windows, holds window in place at a set opening by tightening the screw down adjustable turn/knob.



12" SLIDING STAY

WINDOW FIXING PLATE: 54MM X 16MM
FRAME FIXING PLATE: 59MM X 22MM

For casement type windows, holds window in place at a set opening by tightening the screw down adjustable turn/knob.

● **83852**
BLACK



MONKEYTAIL
ESPAÑOLETES

MONKEYTAIL ESPAGNOLETTE - LH

HANDLE LENGTH: 106MM
FIXING PLATE: 63MM X 20MM
FIXING PLATE THICKNESS: 5MM

Our Monkeytail Espagnolette handles have been hand-crafted and drawn down to a very fine point by skilled craftsmen and given an exquisite 'curl' detail. Match with the right size Monkeytail Stay to enhance any style of window. Can be fitted to any modern espagnolette system (see page 179) or stand-alone centre lock (see page 180). Sold complete with a 7mm x 60mm spindle and can be locked with a grub screw hidden under the handle.

● 33225
BEESWAX

● 33288
BLACK

● 33620
PEWTER

33255 - Beeswax Finish

MONKEYTAIL ESPAGNOLETTE - RH

HANDLE LENGTH: 106MM
FIXING PLATE: 63MM X 20MM
FIXING PLATE THICKNESS: 5MM

Our Monkeytail Espagnolette handles have been hand-crafted and drawn down to a very fine point by skilled craftsmen and given an exquisite 'curl' detail. Match with the right size Monkeytail Stay to enhance any style of window. Can be fitted to any modern espagnolette system (see page 179) or stand-alone centre lock (see page 180). Sold complete with a 7mm x 60mm spindle and can be locked with a grub screw hidden under the handle.

● 33224
BEESWAX

● 33287
BLACK

● 33621
PEWTER



33621 - Pewter Patina Finish

SLIM MONKEYTAIL ESPAGNOLETTE - LH

HANDLE LENGTH: 100MM
FIXING PLATE: 60MM X 19MM
FIXING PLATE THICKNESS: 8MM

A narrow style window espag. handle which fits on any type of window, including uPVC and timber due to its slim fixing plate. Can be fitted to any modern espagnolette system or stand-alone centre lock. Sold complete with a 7mm thick spindle (spindle comes attached with 35mm length showing) and can be locked with a grub screw hidden under the handle.

● 33243
BLACK

● 33729
ANTIQUÉ PEWTER

● 33310
POLISHED BRASS

33310 - Polished Brass Finish

SLIM MONKEYTAIL ESPAGNOLETTE - RH

HANDLE LENGTH: 100MM
FIXING PLATE: 60MM X 19MM
FIXING PLATE THICKNESS: 8MM

A narrow style window espag. handle which fits on any type of window, including uPVC and timber due to its slim fixing plate. Can be fitted to any modern espagnolette system or stand-alone centre lock. Sold complete with a 7mm thick spindle (spindle comes attached with 35mm length showing) and can be locked with a grub screw hidden under the handle.

● 33242
BLACK

● 33728
ANTIQUÉ PEWTER

● 33311
POLISHED BRASS



33728 - Antique Pewter Finish



DELUXE MONKEYTAIL ESPAGNOLETTE - LH

HANDLE LENGTH: 125MM
FIXING PLATE: 55MM X 16MM
FIXING PLATE THICKNESS: 5MM

A unique, traditionally designed Monkeytail handle suitable for all types of espagnolette windows, with the functional advantages of a standard upvc handle. Can be fitted to any modern espagnolette system (see page 179) or stand-alone centre lock (see page 180). Comes with a fixed 40mm spindle which allows for cutting. Has a washered knuckle to allow smooth action and long life. Supplied complete with key and matching fixing screws.

● 20451
BLACK

DELUXE MONKEYTAIL ESPAGNOLETTE - RH

HANDLE LENGTH: 125MM
FIXING PLATE: 55MM X 16MM
FIXING PLATE THICKNESS: 5MM

A unique, traditionally designed Monkeytail handle suitable for all types of espagnolette windows, with the functional advantages of a standard upvc handle. Can be fitted to any modern espagnolette system (see page 179) or stand-alone centre lock (see page 180). Comes with a fixed 40mm spindle which allows for cutting. Has a washered knuckle to allow smooth action and long life. Supplied complete with key and matching fixing screws.



20450
BLACK



SHEPHERD'S CROOK ESPAGNOLETTES





33958 - Black Finish

SHEPHERD'S CROOK ESPAGNOLETTE - LH

HANDLE LENGTH: 103MM
 FIXING PLATE: 65MM X 20MM
 FIXING PLATE THICKNESS: 6MM

These Shepherd's Crook Espagnolette handles are hand-crafted to a very fine point and curled over to give fantastic character and detail. It is robust, strong and will last for many years to come. Match up with our Shepherd's Crook Stays to create a completely unique look. Can be fitted to any modern espagnolette system (see page 179) or stand-alone centre lock (see page 180). Sold complete with a 7mm x 60mm spindle and can be locked with a grub screw hidden under the handle.

● 33958
BLACK

● 33603
PEWTER

SHEPHERD'S CROOK ESPAGNOLETTE - RH

HANDLE LENGTH: 103MM
 FIXING PLATE: 65MM X 20MM
 FIXING PLATE THICKNESS: 6MM

These Shepherd's Crook Espagnolette handles are hand-crafted to a very fine point and curled over to give fantastic character and detail. It is robust, strong and will last for many years to come. Match up with our Shepherd's Crook Stays to create a completely unique look. Can be fitted to any modern espagnolette system (see page 179) or stand-alone centre lock (see page 180). Sold complete with a 7mm x 60mm spindle and can be locked with a grub screw hidden under the handle.

● 33957
BLACK

● 33602
PEWTER



33602 - Pewter Patina Finish

PEARDROP
ESPAGNOLETTES



PEARDROP ESPAGNOLETTE - LH

33860 ●
BEESWAX

33297 ●
BLACK

33682 ●
PEWTER

HANDLE LENGTH: 116MM
FIXING PLATE: 64MM X 20MM
FIXING PLATE THICKNESS: 6MM

A very simple yet traditional style of window handle which is ideal for the modern era and looks great on any type of window, including uPVC and timber. Can be fitted to any modern espagnolette system or stand-alone centre lock. Sold complete with a 7mm x 60mm spindle and can be locked with a grub screw hidden under the handle.

33860 - Beeswax Finish



PEARDROP ESPAGNOLETTE - RH

HANDLE LENGTH: 116MM
FIXING PLATE: 64MM X 20MM
FIXING PLATE THICKNESS: 6MM

● **33861**
BEESWAX

● **33298**
BLACK

● **33683**
PEWTER

A very simple yet traditional style of window handle which is ideal for the modern era and looks great on any type of window, including uPVC and timber. Can be fitted to any modern espagnolette system or stand-alone centre lock. Sold complete with a 7mm x 60mm spindle and can be locked with a grub screw hidden under the handle.

33298 - Black Finish



PEARDROP ESPAGNOLETTE - LH

20419L ●
POLISHED BRASS

20415L ●
POLISHED CHROME

20416L ●
ANTIQUPE PEWTER

HANDLE LENGTH: 100MM
FIXING PLATE: 57MM X 25MM
FIXING PLATE THICKNESS: 6MM

A very simple yet traditional style of window handle which is ideal for the modern era and looks great on any type of window, including uPVC and timber. Can be fitted to any modern espagnolette system (see page 179) or stand-alone centre lock (see page 180). Sold complete with a 7mm x 50mm spindle and can be locked with a grub screw hidden under the handle.

20419L - Polished Brass Finish



PEARDROP ESPAGNOLETTE - RH

HANDLE LENGTH: 100MM
FIXING PLATE: 57MM X 25MM
FIXING PLATE THICKNESS: 6MM

● **20419R**
POLISHED BRASS

● **20415R**
POLISHED CHROME

● **20416R**
ANTIQUPE PEWTER

A very simple yet traditional style of window handle which is ideal for the modern era and looks great on any type of window, including uPVC and timber. Can be fitted to any modern espagnolette system (see page 179) or stand-alone centre lock (see page 180). Sold complete with a 7mm x 50mm spindle and can be locked with a grub screw hidden under the handle.

20416R - Antique Pewter Finish





SLIM PEARDROP ESPAGNOLETTE - LH

HANDLE LENGTH: 100MM
 FIXING PLATE: 60MM X 19MM
 FIXING PLATE THICKNESS: 8MM

A narrow style window espag. handle which fits on any type of window, including uPVC and timber due to its slim fixing plate. Can be fitted to any modern espagnolette system or stand-alone centre lock. Sold complete with a 7mm thick spindle (spindle comes attached with 35mm length showing) and can be locked with a grub screw hidden under the handle.

	33331 BLACK
	33333 ANTIQUÉ PEWTER
	33335 POLISHED BRASS
	33337 POLISHED CHROME
	33328 SATIN CHROME

SLIM PEARDROP ESPAGNOLETTE - RH

33332 BLACK	
33334 ANTIQUÉ PEWTER	
33336 POLISHED BRASS	
33338 POLISHED CHROME	
33329 SATIN CHROME	

HANDLE LENGTH: 100MM
 FIXING PLATE: 60MM X 19MM
 FIXING PLATE THICKNESS: 8MM

A narrow style window espag. handle which fits on any type of window, including uPVC and timber due to its slim fixing plate. Can be fitted to any modern espagnolette system or stand-alone centre lock. Sold complete with a 7mm thick spindle (spindle comes attached with 35mm length showing) and can be locked with a grub screw hidden under the handle.



TEARDROP ESPAGNOLETTES





TEARDROP ESPAGNOLETTE

HANDLE LENGTH: 128MM
 FIXING PLATE: 55MM X 16MM
 FIXING PLATE THICKNESS: 5MM

A traditionally designed Teardrop handle for all types of espagnolette windows. Has the functional advantages of a standard upvc handle with the aesthetics of traditional design. A unique cranked handle.

Can be fitted to any modern espagnolette system (see page 179) or stand-alone centre lock (see page 180). Comes with a fixed 40mm spindle which allows for cutting. Has a washered knuckle to allow smooth action and long life. Supplied complete with key and matching fixing screws.

 20460 BLACK	 20461 POLISHED BRASS	 20462 POLISHED CHROME	 20463 BRUSHED SATIN CHROME
--	--	---	--



SASH WINDOW
FURNITURE

HOOK FASTENERS, LIFTS & PULLS



Sash Pulls & Fasteners

83643 - Antique Pewter Finish

STANDARD HOOK FASTENER

FIXING PLATE: 64MM X 19MM
PROJECTION: 39MM
KEEP PLATE: 64MM X 11MM

A stylish knob Hook Fastener used to secure your sash window. Ideal for use on a narrow top rail due to the thin fixing of the keep. Lockable by way of a grub screw in the handle. Supplied with hex key and all necessary fixing screws.

● 83650
BEESWAX

● 83639
BLACK

● 83643
ANTIQUE PEWTER



SASH LIFT

● 83649
BEESWAX

● 83638
BLACK

● 83642
ANTIQUE PEWTER

FIXING PLATE: 48MM X 18MM
PROJECTION: 36MM

Fitted to the bottom of a sash window, usually in pairs. Used to assist in the lifting and closing of the bottom sash.

83638 - Black Finish



SASH PULL

OVERALL LENGTH: 150MM
FIXING PLATE: 36MM X 28MM
INTERNAL SIZE: 80MM
PROJECTION: 34MM

A traditional style black finished sash handle designed to assist in the opening and closing of sash windows.

● 83846
BLACK



STOPS, PULLEYS & SASH CORD



Sash Pulleys



83651 - Beeswax Finish

SECURE STOP

INSERT DIAMETER: 10MM
STOP PROJECTION: 19MM
STRIKE PLATE: 26MM X 19MM (2MM THICK)

Designed to restrict the movement of your sash window. Can be fitted to the frame/box and prevents the sash being opened beyond that point. Ideal for windows on upper floors where children can be left unattended, offering peace of mind & that extra bit of security. Sold as a set of four (enough for 2 windows).

-  **83651**
BEESWAX
-  **83640**
BLACK
-  **83644**
ANTIQUE PEWTER

SASH CORD

LENGTH: 10M
DIAMETER: 7MM

92462
NYLON 

A nylon plaited sash cord for all sash window applications, including double glazed units. Fits our sash pulleys and provides excellent strength and durability.






83637 - Black Finish

STANDARD PULLEY - 75KG

OVERALL SIZE: 119MM X 26MM
DEPTH: 38MM
WHEEL DIAMETER: 44MM

A top quality box sash pulley for heavy sash windows, 75kg per pair. Solid brass running wheel with ball bearings as standard. Comes supplied without fixing screws - see page 183 for matching screws.

-  **83648**
BEESWAX
-  **83637**
BLACK
-  **83641**
ANTIQUE PEWTER

FANLIGHT WINDOW FURNITURE







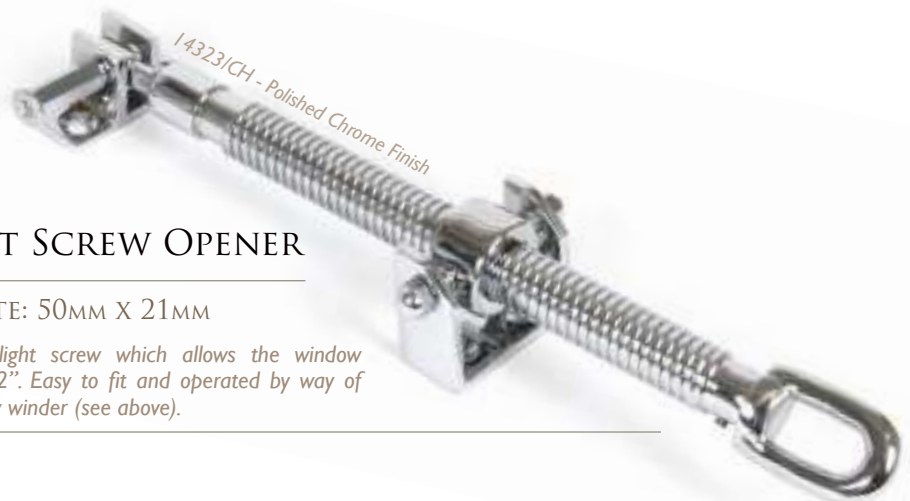


WINDOW WINDER

MAX POLE LENGTH: 2M

High quality window winders (standard size or telescopic version) in two finishes to match our fanlight window openers (see below). Standard winder version has a fixed length while the telescopic can be extended up to 2m in length for those hard to reach fanlight windows. Both come complete with high quality wooden handles.

PRODUCT CODE:	14325	14325/CH	14321	14322
LENGTH:	STANDARD	STANDARD	TELESCOPIC	TELESCOPIC
FINISH:	 POLISHED BRASS	 POLISHED CHROME	 POLISHED BRASS	 POLISHED CHROME
MAX SIZE:	1540MM	1540MM	2000MM	2000MM



FANLIGHT SCREW OPENER

14323
POLISHED BRASS 

14323/CH
POLISHED CHROME 

FIXING PLATE: 50MM X 21MM

A telescopic fanlight screw which allows the window to open up to 12". Easy to fit and operated by way of telescopic window winder (see above).



FANLIGHT CATCH & TWO KEEPS

CATCH SIZE: 56MM X 50MM

KEEP SIZE: 56MM X 15MM

PLATE SIZE: 56MM X 40MM

Both keeps allow flush or recessed fitting and can be used on inward opening windows only.

 **51563**
POLISHED BRASS

 **51563/1**
POLISHED CHROME



FANLIGHT CATCH & TWO KEEPS

CATCH SIZE: 74MM X 47MM

KEEP SIZE: 47MM X 19MM

PLATE SIZE: 35MM X 18MM

Both keeps allow flush or recessed fitting and can be used on inward opening windows only.

● **83844**
BLACK



8¹/₂" QUADRANT STAY

FIXING PLATE: 70MM X 22MM

A pair of fixed arms with return ends against which a window rests when open. They are fitted into the side of the jamb and project into the room. Sold as pairs and are supplied complete with fixing screws.

● **83854**
BLACK



7" QUADRANT STAY

FIXING PLATE: 70MM X 22MM

A pair of fixed arms with return ends against which a window rests when open. They are fitted into the side of the jamb and project into the room. Sold as pairs and are supplied complete with fixing screws.

● **83847**
BLACK

ROLLER ARM STAYS



83848 & 83849 (Roller Arm Stays)



8" ROLLER ARM STAY

FIXING PLATE: 54MM X 16MM

83848
BLACK

A roller arm against which a window rests when open. It is fitted into the side of the frame and hangs vertically downwards until used. Sold as singles and is supplied complete with fixing screws.



6" ROLLER ARM STAY

FIXING PLATE: 54MM X 16MM

A roller arm against which a window rests when open. It is fitted into the side of the frame and hangs vertically downwards until used. Sold as singles and is supplied complete with fixing screws.

83849
BLACK

TRICKLE VENTS





ALUMINIUM TRICKLE VENT - SMALL

OVERALL SIZE: 239MM X 17MM
 SLOT SIZE: 195MM X 12MM
 EA: 800MM²

A small aluminium trickle vent designed to allow small amounts of ventilation in spaces required to be naturally ventilated when major elements of the design - windows, doors, etc., are otherwise closed. This product is easy to fit, suitable for many construction types and does not compromise on security. Ideal for night ventilation and has a very user friendly operation. Designed to be used with a Grill and a Canopy (see page 163).

● 12551
BROWN

● 12548
BLACK

○ 12552
WHITE

ALUMINIUM TRICKLE VENT - MEDIUM



OVERALL SIZE: 288MM X 17MM
 SLOT SIZE: 244MM X 12MM
 EA: 1100MM²

A medium aluminium trickle vent designed to allow small amounts of ventilation in spaces required to be naturally ventilated when major elements of the design - windows, doors, etc., are otherwise closed. This product is easy to fit, suitable for many construction types and does not compromise on security. Ideal for night ventilation and has a very user friendly operation. Designed to be used with a Grill and a Canopy (see page 163).

● 12553
BROWN

● 12550
BLACK

○ 12554
WHITE

ALUMINIUM TRICKLE VENT - LARGE



OVERALL SIZE: 380MM X 17MM
 SLOT SIZE: 336MM X 12MM
 EA: 1600MM²

A large aluminium trickle vent designed to allow small amounts of ventilation in spaces required to be naturally ventilated when major elements of the design - windows, doors, etc., are otherwise closed. This product is easy to fit, suitable for many construction types and does not compromise on security. Ideal for night ventilation and has a very user friendly operation. Designed to be used with a Grill and a Canopy (see page 163).

● 12555
BROWN

● 12609
BLACK

○ 12556
WHITE



Vents, Canopies & Grills

TRICKLE VENT CANOPIES & GRILLS



ALUMINIUM CANOPY

SMALL: 255MM X 28MM
MEDIUM: 297MM X 28MM
LARGE: 400MM X 28MM

Designed to fit to the exterior side of your window vent. A simple canopy or cover that provides resistance to ingress of water and insects. Canopy fits over a 12mm slot in the head or top rail of your window. This product provides ideal night ventilation.

SMALL	● 12560 BROWN	● 12547 BLACK	○ 12561 WHITE
MEDIUM	● 12562 BROWN	● 12549 BLACK	○ 12563 WHITE
LARGE	● 12564 BROWN	● 12615 BLACK	○ 12565 WHITE



ALUMINIUM GRILL

SMALL/MEDIUM: 288MM X 20MM
LARGE: 380MM X 20MM

The grill is used to offer protection against the ingress of insects but offers little or no protection against the weather. Ideally used on windows which have moulding or some other form of protection against rain. Designed to cover a 12mm slot with stainless steel fixing pins provided.

SMALL/MEDIUM	● 12569 BROWN	● 12568 BLACK	○ 12570 WHITE
LARGE	● 12571 BROWN	● 12610 BLACK	○ 12572 WHITE

CURTAIN POLE FURNITURE



CURTAIN POLES & ACCESSORIES



33708 (Shepherd's Crook Finial), 33736 (Mounting Bracket), 33737 (Curtain Ring) & 33738 (Curtain Pole)



33733 - Pewter Patina Finish

LEAF CURTAIN FINIAL

OVERALL SIZE: 200MM X 105MM

A beautifully decorative curtain finial showing every individual hammer blow by our master craftsmen and forged into an ornate curl and shaped into a leaf as an end detail. Always allow enough space for length and height of finial. Sold in pairs.

● **83613**
BEESWAX

● **33733**
PEWTER

SHEPHERD'S CROOK CURTAIN FINIAL

OVERALL SIZE: 153MM X 70MM

A beautifully decorative curtain finial showing every individual hammer blow by our master craftsmen, forged into an ornate curl and shaped to create a Shepherd's crook as an end detail. Always allow enough space for length and height of finial. Sold in pairs.

● **83690**
BEESWAX

● **33708**
PEWTER



83690 - Beeswax Finish



SHELL CURTAIN FINIAL

OVERALL SIZE: 95MM X 45MM

An original design of curtain finial, showing every individual hammer blow by our master craftsmen, hand forged and shaped into a leaf as an end detail. Always allow enough space for length of finial. Sold in pairs.

● **83614**
BEESWAX

● **33735**
PEWTER

BALL CURTAIN FINIAL

DIAMETER: 42MM
PROJECTION: 45MM

● **83612**
BEESWAX

● **33734**
PEWTER

A very simple, solid steel ball shaped finial used to finish off your curtain pole in a simple yet stylish way. Always allow enough space for length of finial. Sold in pairs.



83612 - Beeswax Finish

33069 - Pewter Patina Finish



CURTAIN TIE BACK

FIXING PLATE: 31MM X 24MM
PROJECTION: 118MM

An original design of curtain tie back to fit with all the Anvil curtain furniture and to complete the look. Hand forged and shaped with a ball as an end detail. Sold in pairs.

● **33070**
BEESWAX

● **33069**
PEWTER

MOUNTING BRACKET

FIXING PLATE: 93MM X 45MM
PROJECTION: 105MM

83618
BEESWAX



33736
PEWTER



A decorative mounting bracket specifically designed to be used with Anvil curtain poles. The fixing plate shows every individual hammer blow by our master craftsmen and the strong, sturdy hook can carry any of the curtain poles in our range. Finished with a stylish curled end detail. Sold in pairs.



33736 - Pewter Patina Finish

83619 - Beeswax Finish



CURTAIN RING

DIAMETER: 51MM

Simple curtain rings to match the range of curtain products. Sold as singles, we suggest using four rings per 300mm.



83619
BEESWAX



33737
PEWTER

83615 - Beeswax Finish



CURTAIN POLES

POLE DIAMETER: 22MM
SMALL LENGTH: 1000MM
MEDIUM LENGTH: 1500MM
LARGE LENGTH: 2000MM

As a rough guide allow a minimum of 300mm extra on the size of your window to allow the curtains to be drawn back. Designed to fit to your wall with our hand forged mounting brackets. Sold as singles.

SMALL (1M)



83615
BEESWAX



33738
PEWTER

MEDIUM (1.5M)



83616
BEESWAX



33739
PEWTER

LARGE (2M)



83617
BEESWAX



33740
PEWTER

JOINING BAR

SIZE: 100MM X 16MM

A simple bar for joining two lengths of curtain poles together.

83620
ALUMINIUM



SHELF, HANDRAIL & MENDING BRACKETS





83870 - Black Finish

6" X 6" PLAIN SHELF BRACKET

83781
BEESWAX ●

VERTICAL PLATE: 152MM
PROJECTION: 152MM

83780
BLACK ●

This plain shelf bracket features a simple design to complement any decor.



83875 - Beeswax Finish

10" X 7" CURVED SHELF BRACKET

83785
BEESWAX ●

VERTICAL PLATE: 174MM
PROJECTION: 249MM

83784
BLACK ●

This curved shelf bracket features a simple design to complement any decor.



9" X 9" FLOWER SHELF BRACKET

83789
BEESWAX ●

VERTICAL PLATE: 230MM
PROJECTION: 237MM

83788
BLACK ●

A decorative shelf bracket designed to add a touch of style to any home.

MENDING BRACKET

83668
BEESWAX ●

FIXING PLATE: 150MM X 150MM

83669
BLACK ●

A decorative mending bracket specifically designed to be used to strengthen or hold together old doors, cupboards or aid in joining two pieces of wood together. Provides extra peace of mind that once fixed it will hold old or damaged joints.



3" HANDRAIL BRACKET

FIXING PLATE: 50MM X 22MM
PROJECTION: 98MM

A traditional looking handrail bracket used to fix a handrail to a wall and designed to compliment any stair area. The fixings used to secure the handrail bracket must be strong enough to take the considerable load placed upon them.

83842
BLACK



2 1/2" HANDRAIL BRACKET

FIXING PLATE: 50MM X 22MM
PROJECTION: 87MM

A traditional looking handrail bracket used to fix a handrail to a wall and designed to compliment any stair area. The fixings used to secure the handrail bracket must be strong enough to take the considerable load placed upon them.

83841
BLACK



2" HANDRAIL BRACKET

FIXING PLATE: 50MM X 22MM
PROJECTION: 77MM

A traditional looking handrail bracket used to fix a handrail to a wall and designed to compliment any stair area. The fixings used to secure the handrail bracket must be strong enough to take the considerable load placed upon them.

83840
BLACK




LOCKS, LATCHES & ACCESSORIES



TUBULAR MORTICE LATCH

A standard tubular mortice latch for use with any of our 'sprung' lever latch handles. As the handles are sprung there is no need to use a heavy duty latch.

18321N - Nickel Plated Finish



2 1/2" BACKSET: 44MM	● 18321 BRASS	● 18321BL BLACK	● 18321N NICKEL PLATED
3" BACKSET: 56MM	● 18326 BRASS	● 18326BL BLACK	● 18326N NICKEL PLATED
REBATE KIT	● 18319 BRASS		● 18319N NICKEL PLATED

HEAVY DUTY LATCH

For use with any of our knob sets or lever latch handles.

When purchasing knobs we recommend using the 4" or 5" latch (depending on the width of your stile) to avoid knocking your knuckles on the door frame.

When purchasing lever handles we recommend using the 2.5" or 3" (depending on the width of your stile).

18482 - Black Finish



2 1/2" BACKSET: 44MM	● 18492 BRASS	● 18482 BLACK	● 18299/2.5 SSS
3" BACKSET: 56MM	● 18493 BRASS	● 18483 BLACK	● 18299/3 SSS
4" BACKSET: 81MM	● 18494 BRASS	● 18484 BLACK	● 18299/4 SSS
5" BACKSET: 106MM	● 18495 BRASS	● 18485 BLACK	● 18299/5 SSS
REBATE KIT	● 18366 BRASS	● 18369 BLACK	● 18367 NICKEL PLATED

NIGHT LATCH

OVERALL SIZE: 90MM X 64MM
BACKSET: 60MM

These night latches are ideal to match any black ironmongery on your door. Come complete with a brass rim cylinder but can be replaced with a black cylinder (see below).

Traditional Case

Modern Case



● 18344 BLACK	TRADITIONAL CASE
● 18430 BLACK	MODERN CASE

RIM CYLINDER

DIAMETER: 44MM

Black finish, helps create a uniform look to the front facade of your door. Comes supplied with two keys.



KD KEY TO DIFFER		● 18344/B BLACK
KA KEYED ALIKE	● 18432 BRASS	● 18431 BLACK



18234 - Black Finish

5 LEVER SASH LOCK BS

A standard 5 lever, kite marked sash lock for use with any of our 'sprung' lever lock handles. As the handles are sprung there is no need to use a heavy duty lock.

2 1/2" BACKSET: 44MM	● 18433 PVD BRASS	● 18234 BLACK	● 18496 SSS
3" BACKSET: 56MM	● 18434 PVD BRASS	● 18249 BLACK	● 18497 SSS
REBATE KIT	● 18435 PVD BRASS	● 18239/BLK BLACK	● 18496/R SSS



18238/H - Stainless Steel Finish

5 LEVER HEAVY DUTY SASH LOCK BS

For use with any of our unsprung knob sets or unsprung lever lock handles.

Choose the 2.5" or 3" lock depending on the width of your stile.

2 1/2" BACKSET: 44MM	KD KEY TO DIFFER	● 18274 BLACK	● 18238/H SSS
3" BACKSET: 56MM	KD KEY TO DIFFER	● 18275 BLACK	● 18239/H SSS
2 1/2" BACKSET: 44MM	KA KEYED ALIKE	● 18438 BLACK	● 18436 SSS
3" BACKSET: 56MM	KA KEYED ALIKE	● 18439 BLACK	● 18437 SSS
REBATE KIT		● 18279 BLACK	● 18239/R SSS



18239 - Black Finish

5 LEVER DEADLOCK BRITISH STANDARD

Used in addition with our Rim Lock & Cover (33180) to turn into external door lock which complies with British Standards and insurance ratings.

20mm solid steel anti-thrust, anti-saw, anti-drill bolt throw. Supplied with keys, box striking plate and fixings.
















2 1/2" BACKSET: 44MM	● 18239 BLACK	● 18498 SSS
3" BACKSET: 56MM	● 18244 BLACK	● 18499 SSS
REBATE KIT	● 18246/BLK BLACK	● 18498/R SSS

18592 - Black Finish



HEAVY DUTY TUBULAR DEADBOLT

For use with our Diamond Bathroom Thumbturn (see page 84). This latch takes a 5mm spindle, which is supplied with the thumbturn.







2 1/2" BACKSET: 44MM	 18582 BRASS	 18592 BLACK	 18364 SSS
3" BACKSET: 56MM	 18583 BRASS	 18593 BLACK	 18361 SSS
4" BACKSET: 81MM	 18584 BRASS	 18594 BLACK	 18362 SSS
5" BACKSET: 106MM	 18585 BRASS	 18595 BLACK	 18363 SSS
REBATE KIT	 18366 BRASS	 18369 BLACK	 18367 NICKEL PLATED

18343BL - Black Finish



BATHROOM MORTICE LOCK


For use with any of our bathroom lever handles that come with a fixed thumbturn. As the handles are sprung there is no need to use a heavy duty latch.

2 1/2" BACKSET: 44MM	 18343 BRASS	 18343BL BLACK	 18343N NICKEL PLATED
3" BACKSET: 56MM	 18338 BRASS	 18338BL BLACK	 18338N NICKEL PLATED

HEAVY DUTY BATHROOM MORTICE LOCK

For use with any of our bathroom lever handles that come with a fixed thumbturn. Conforms to British Standards. Choose the 2.5" or 3" lock depending on the width of your stile.



2 1/2" BACKSET: 44MM	 18388 BLACK	 18343NHD SSS
3" BACKSET: 56MM	 18389 BLACK	 18338NHD SSS

20941 - Black Finish



3 LEVER HORIZONTAL LATCH

SPINDLE BACKSET: 102MM

A standard 3 lever horizontal latch for use with our Avon on Rose (page 38), the Monkeytail on Diamond Rosette handle (see image on page 49 for illustration) and any of our knob sets.


5"

18415
BRASS

18411
BLACK

18412
SS

20941 - Black Finish



3 LEVER HORIZONTAL LOCK

SPINDLE BACKSET: 102MM

A standard 3 lever horizontal lock for use with our Avon on Rose (page 38), the Monkeytail on Diamond Rosette handle (see image on page 49 for illustration) and any of our knob sets.

5"

LOCK BACKSET: 38MM

18417
BRASS

18418
BLACK

18414
SS

20941 - Black Finish



3 LEVER HORIZONTAL BATHROOM LOCK

SPINDLE BACKSET: 102MM

A standard 3 lever horizontal lock for use with our Avon on Rose (page 38), the Monkeytail on Diamond Rosette handle (see image on page 49 for illustration), any of our knob sets and ideally used in conjunction with a thumbturn (page 84).

5"


THUMBTURN BACKSET: 38MM

18416
BRASS

18419
BLACK

18413
SS

20941 - Black Finish



5 LEVER HORIZONTAL SASH LOCK

LOCK SIZE: 151MM

LOCK BACKSET: 57MM

SPINDLE BACKSET: 127MM

A standard 5 lever horizontal sash lock for use with our Avon on Rose (page 38), the Monkeytail on Diamond Rosette handle (see image on page 49 for illustration) or any any of our Mortice Knobs.

18300
BRASS

33007
BLACK

18304
SSS

EURO SASH LOCK



For use with any of our lever Euro lock handles. Must be used in conjunction with a Euro cylinder. Choose the 2.5" or 3" lock depending on the width of your stile.

2 1/2" BACKSET: 44MM	<input type="radio"/> 18353 SSS
3" BACKSET: 56MM	<input type="radio"/> 18355 SSS
REBATE KIT	<input type="radio"/> 18357 SSS

EURO DIN SASH CASE

For use with Diamond Monkeytail and Diamond Euro Escutcheon (page 49) or the Avon on Square Rosette (page 38) and must be used in conjunction with a Euro cylinder.

<input type="radio"/> 18355/A SSS	2 3/8" BACKSET: 60MM CENTRES: 72MM
<input type="radio"/> 18355/R SSS	REBATE KIT



EURO CYLINDERS

Used with Anvil lock and handles, 5 pin anti-pick, drill resistant, comes with 3 keys.



CODE:	20941	20551	20942	20585
KEYED:	KD	KD	KD	KD
FINISH:	<input checked="" type="radio"/> BLK	<input type="radio"/> SC	<input checked="" type="radio"/> BLK	<input type="radio"/> SC
SIZE:	35/35	35/35	40/40	40/40

EURO CYLINDERS

Used in conjunction with any Anvil sash lock or espagnolette door handles. These architectural quality cylinders are kite marked, secure by design and anti-bump.



CODE:	20955	20956	20958	20959	20957
KEYED:	KD	KD	KD	KA	KD
FINISH:	<input checked="" type="radio"/> BLK	<input checked="" type="radio"/> BLK	<input checked="" type="radio"/> BLK	<input checked="" type="radio"/> BLK	<input checked="" type="radio"/> BLK
SIZE:	30/30	35/35	35/45	35/45	40/40

EURO THUMBTURN CYLINDERS

To be used in conjunction with any of our Euro Sash Locks or Espagnolette Door Locks and any of the Euro or Espagnolette Lever Handles in the Anvil range. Euro profile thumbturn cylinder offers key access from the outside and a thumbturn from the inside. *Kite marked.



CODE:	20946	20554	20960	20947	20591
KEYED:	KD	KD	KD (*)	KD	KD
FINISH:	<input checked="" type="radio"/> BLK	<input type="radio"/> SC	<input checked="" type="radio"/> BLK	<input checked="" type="radio"/> BLK	<input type="radio"/> SC
SIZE:	35/35	35/35	35/35	40/40	40/40



3 POINT LINEAR DOOR LOCK

For use with our espagnolette locking handle sets. Stainless steel three point espagnolette lock. Excellent quality and a very secure system. Sold in singles. Use 20787 if choosing our Tudor Espag Set to avoid catching the handle on your door frame. Order keep sets separately - see below.

1 3/8"
BACKSET: 35MM

● 20786
SS

1 3/4"
BACKSET: 45MM

● 20787
SS

KEEPS FOR 3 POINT DOOR LOCK



CENTRE KEEP SIZE: 200MM X 21MM
OVERALL DEPTH: 24MM
KEEP SIZE: 118MM X 21MM
OVERALL DEPTH: 24MM

44MM DOOR

● 20711
BZP

57MM DOOR

● 20709
BZP

ANY SIZE DOOR

● 20712
BZP



FRENCH DOOR MULTI POINT LOCK KIT

Kit includes: main lock, slave lock, top or bottom bolts x4, dead lock keeps x4 (26x26mm) and door latch strike plate (144x12mm). Supplied with all necessary screws. All individual items from the kit are shown on our website: www.fromtheanvil.co.uk

Door sizes: Min. 1830mm Max. 2115mm Door size with extension bit 20791 - 2600mm. Suitable for securing flush French timber doors. The master lock securely engages into slave mechanism & automatically deadlocks a slave unit once operated. No need for false (dummy) mullion and a non-handed lock mechanism with reversible sash bolt to minimise stock requirements.

Accepts standard 92mm unsprung handles and euro profile cylinders - See cylinders 20957 (40/40 - key to differ), 20958 (35/45 - key to differ) and 20959 (35/45 - keyed alike).

1 3/4"
BACKSET: 44MM

● 20785/1
SS

2 1/4"
BACKSET: 57MM

● 20785
SS

CLAW ESPAGNOLETTE GEARBOX

One of the most effective ways of securing PVC, Timber or Aluminium casement windows and are a Police Preferred Specification. The centre claws lock securely into a very substantial centre keep whilst two shootbolts lock into the corners of the window for incredible resistance from attack. This system enjoys BS7590, Secure By Design and BBA approvals for extra peace of mind and gives you the knowledge that all is secure.



BACKSET: 22MM	37980
---------------	-------

BACKSET: 25MM	37981
---------------	-------

ESPAGNOLETTE BARS

Requires two bars to make up the sizes stated below. Extension Rods can be fitted to further extend the Espagnolette Bar length.

300MM-440MM	37987
-------------	-------

370MM-500MM	37988
-------------	-------

490MM-700MM	37989
-------------	-------

690MM-950MM	37990
-------------	-------

950MM-1210MM	37991
--------------	-------

1210MM-1470MM	37992
---------------	-------



EXTENSION ROD

An Extension Rod to be used to increase the Espagnolette Bar length (see above).

37993	180MM-300MM
-------	-------------

CENTRE KEEPS

Standard Centre Keep with an 8mm thickness
Use with left & right handed End Keeps (see below).

Flat Plate Centre Keep with a thickness of 2mm
Use with Shoot Strike End Plates (see below).

37983	THICKNESS: 2MM
-------	----------------

37984	THICKNESS: 5MM
-------	----------------



END KEEPS

An 8mm thick End Keep to be used in conjunction with the Standard Centre Keep (see above). Left and right handed keeps would be needed to complete the system.

LEFT HAND	37985
-----------	-------

RIGHT HAND	37986
------------	-------



SHOOT STRIKE END PLATE

A 2mm thick End Plate to be used in conjunction with the Flat Plate Centre Keep (see above). Two end plates would be needed to complete the system.



37982

WINDOW LOCK

LOCK SIZE: 30MM
 BACKSET: 23MM (25MM WITH FACEPLATE)
 KEEP PLATE SIZE: 90MM X 16MM
 FACEPLATE THICKNESS: 2MM

A small, neat window lock with 7mm spindle drive and stainless steel forends. When morticed into edge of window casement it will take any espag. window fastener. The total answer when window has a draft gasket.

20779  SS



VENTABLE KEEP PLATE

SIZE: 51MM X 24MM

This keep allows a window to be vented and has the added feature of being able to be locked in normal or vented position.

20777  SS



SPRING UNIT CASSETTE

SIZE: 51MM X 35MM
 THICKNESS: 13MM

This cassette is designed to increase the tension and performance of an old or weak lock. Cut into the face of the door so the cassette fits flush with the surface and sits behind your door handle. See our website for more detailed fitting instructions.



33256

NARROW SPRING UNIT CASSETTE

SIZE: 63MM X 25MM
 THICKNESS: 6MM

Increases performance if your lock is too weak for unsprung handles. Cassette fits flush with the surface of your door and sits behind your handle. See our website for more detailed fitting instructions.



33256/A

THREADED TAYLORS SPINDLE

BASE SIZE: 25MM
 SPINDLE: 25MM X 8MM

Can be used to fix threaded knobs (pages 68-69) to doors and drawers i.e. split set for double wardrobe doors.



31298/A $\frac{3}{8}$ BSF THREAD

TAYLORS SPINDLE

BASE SIZE: 25MM
 SPINDLE: 25MM X 8MM

Can be used to fix handles to doors i.e. split set for double wardrobe doors.



31298

THREADED SPINDLE

BASE SIZE: 25MM
 SPINDLE: 20MM X 8MM

Can be used to fix threaded knobs (page 70-71) to doors and drawers i.e. split set for double wardrobe doors.



31298/B M10 THREAD

ELECTRICAL ACCESSORIES



We have brought together a number of decorative electrical accessories that we feel are the closest colour and finish match to our handmade ironmongery. See our guide at the bottom of this page to choose what finish best suits your needs.

10 AMP TWO WAY SWITCHES



- Single Switch - BN - 34200
- Single Switch - SSS - 34200/1
- Single Switch - MB - 34200/2
- Double Switch - BN - 34201
- Double Switch - SSS - 34201/1
- Double Switch - MB - 34201/2
- Triple Switch - BN - 34202
- Triple Switch - SSS - 34202/1
- Triple Switch - MB - 34202/2
- Quad Switch - BN - 34203
- Quad Switch - SSS - 34203/1
- Quad Switch - MB - 34203/2

20 AMP SWITCHES



- Intermediate Switch (20 Amp)
BN - 34204
- SSS - 34204/1
- MB - 34204/2
- Single 20 Amp DP Switch
BN - 34205
- SSS - 34205/1
- MB - 34205/2
- Single Switch & Neon
BN - 34206
- SSS - 34206/1
- MB - 34206/2

13 AMP DP SWITCHED SOCKETS



- Single Switch Socket
BN - 34223
- SSS - 34223/1
- MB - 34223/2
- Double Switch Socket
BN - 34224
- SSS - 34224/1
- MB - 34224/2

13 AMP SWITCHED FUSES



- Fused Switch & Neon - BN - 34209
- Fused Switch & Neon - SSS - 34209/1
- Fused Switch & Neon - MB - 34209/2
- Fused Switch - BN - 34208
- Fused Switch - SSS - 34208/1
- Fused Switch - MB - 34208/2
- Switched Fuse & Flex - BN - 34210
- Switched Fuse & Flex - SSS - 34210/1
- Switched Fuse & Flex - MB - 34210/2
- Unswitched Fuse - BN - 34207
- Unswitched Fuse - SSS - 34207/1
- Unswitched Fuse - MB - 34207/2

45 AMP COOKER SWITCHES



- 45 Amp Single Plate Cooker Switch
BN - 34212
- SSS - 34212/1
- MB - 34212/2

- 45 Amp Double Plate Cooker Switch
BN - 34211
- SSS - 34211/1
- MB - 34211/2

45 AMP SWITCH & SOCKET



- 45 Amp DP Switch & Socket
BN - 34226
- SSS - 34226/1
- MB - 34226/2

FAN ISOLATOR SWITCH



- Fan Isolator Switch
BN - 34213
- SSS - 34213/1
- MB - 34213/2

DIMMER SWITCHES



- Single - 400w - BN - 34215
- Single - 400w - SSS - 34215/1
- Single - 400w - MB - 34215/2
- Single - 800w - BN - 34216
- Single - 800w - SSS - 34216/1
- Single - 800w - MB - 34216/2
- Double - 400w - BN - 34218
- Double - 400w - SSS - 34218/1
- Double - 400w - MB - 34218/2
- Triple - 400w - BN - 34220
- Triple - 400w - SSS - 34220/1
- Triple - 400w - MB - 34220/2
- Quad - 400w - BN - 34222
- Quad - 400w - SSS - 34222/1
- Quad - 400w - MB - 34222/2

TV OUTLET



- Single TV Socket
BN - 34229
- SSS - 34229/1
- MB - 34229/2
- Double TV Socket
BN - 34230
- SSS - 34230/1
- MB - 34230/2



All the electrical items on this page are supplied with black interiors (switches/rockers) only.

SKY+ SOCKET



- BN - 34231
- SSS - 34231/1
- MB - 34231/2

TELEPHONE SOCKETS



- Telephone Slave Socket
BN - 34227
- SSS - 34227/1
- MB - 34227/2
- Telephone Master Socket
BN - 34228
- SSS - 34228/1
- MB - 34228/2

SHAVER SOCKETS



- Dual Volt Shaver Socket
BN - 34232
- SSS - 34232/1
- MB - 34232/2

BLANK PLATES



- Single Blank Plate
BN - 34233
- SSS - 34233/1
- MB - 34233/2
- Double Blank Plate
BN - 34234
- SSS - 34234/1
- MB - 34234/2

GUIDE TO FINISHES

- 
BLACK NICKEL (BN)
Best suited for Beeswax or Traditional Black Finishes
- 
SATIN STAINLESS STEEL (SSS)
Best suited for Pewter Finish
- 
MATT BLACK (MB)
Best suited for Black Finish

FROM THE ANVIL

SPARE SPINDLES, SCREWS & BOLTS

COUNTERSUNK SCREWS



4 x 1/2" Countersunk Screws (25)	- Beeswax	- 33400
4 x 1/2" Countersunk Screws (25)	- Black	- 33402
4 x 1/2" Countersunk Screws (25)	- Bronze	- 33915
6 x 1/2" Countersunk Screws (25)	- Bronze	- 33920
6 x 3/4" Countersunk Screws (25)	- Beeswax	- 33406
6 x 3/4" Countersunk Screws (25)	- Black	- 33408
6 x 3/4" Countersunk Screws (25)	- Pewter	- 33425
6 x 3/4" Countersunk Screws (25)	- Bronze	- 33919
6 x 1" Countersunk Screws (25)	- Beeswax	- 33405
6 x 1" Countersunk Screws (25)	- Black	- 33422
6 x 1" Countersunk Screws (25)	- Pewter	- 33424
6 x 1 1/4" Countersunk Screws (25)	- Beeswax	- 33429
6 x 1 1/4" Countersunk Screws (25)	- Black	- 33432
6 x 1 1/4" Countersunk Screws (25)	- Pewter	- 33435
8 x 3/4" Countersunk Screws (25)	- Beeswax	- 33411
8 x 3/4" Countersunk Screws (25)	- Black	- 33413
8 x 3/4" Countersunk Screws (25)	- Pewter	- 33430
8 x 3/4" Countersunk Screws (25)	- Bronze	- 33937
8 x 1" Countersunk Screws (25)	- Black	- 33417
8 x 1" Countersunk Screws (25)	- Pewter	- 33434

COUNTERSUNK SCREWS - SS

(Stainless Steel screws with Black Powder Coated domed heads)

3.0 x 12 Countersunk Screws (25)	- Black SS	- 83748
3.5 x 20 Countersunk Screws (25)	- Black SS	- 83749
3.5 x 25 Countersunk Screws (25)	- Black SS	- 83750
4.0 x 20 Countersunk Screws (25)	- Black SS	- 83751
4.0 x 25 Countersunk Screws (25)	- Black SS	- 83752
4.0 x 30 Countersunk Screws (25)	- Black SS	- 83753

ESPAG. BOLTS

5mm x 50mm Machine Domed	- Black	- 33769
5mm x 50mm Machine Domed	- Pewter	- 33464
5mm x 40mm C/Sunk Domed Head	- SS	- 26396
5mm x 50mm C/Sunk Domed Head	- SS	- 26395



MALE & FEMALE SCREWS

5mm Male & Female Screws (2)	- Pewter	- 33767
5mm Male & Female Screws (2)	- Black	- 33768
5mm Male & Female Screws - No Slot (2)	- Black	- 33119S



LETTERPLATE END PLATES

End Plate (2)	- Beeswax	- 33210K
End Plate (2)	- Black	- 33227K
End Plate (2)	- Pewter	- 33681K



ROUND HEAD SCREWS



4 x 1/2" Round Head Screws (25)	- Beeswax	- 33401
4 x 1/2" Round Head Screws (25)	- Black	- 33403
4 x 1/2" Round Head Screws (25)	- Pewter	- 33421
4 x 1/2" Round Head Screws (25)	- Bronze	- 33913
4 x 3/4" Round Head Screws (25)	- Beeswax	- 33301
6 x 1/2" Round Head Screws (25)	- Beeswax	- 33404
6 x 1/2" Round Head Screws (25)	- Pewter	- 33423
6 x 1/2" Round Head Screws (25)	- Bronze	- 33916
6 x 3/4" Round Head Screws (25)	- Beeswax	- 33407
6 x 3/4" Round Head Screws (25)	- Black	- 33409
6 x 3/4" Round Head Screws (25)	- Pewter	- 33426
6 x 3/4" Round Head Screws (25)	- Bronze	- 33917
6 x 1" Round Head Screws (25)	- Black	- 33410
6 x 1" Round Head Screws (25)	- Pewter	- 33427
6 x 1" Round Head Screws (25)	- Bronze	- 33918
8 x 3/4" Round Head Screws (25)	- Beeswax	- 33412
8 x 3/4" Round Head Screws (25)	- Black	- 33414
8 x 3/4" Round Head Screws (25)	- Pewter	- 33431
8 x 3/4" Round Head Screws (25)	- Bronze	- 33939
8 x 1" Round Head Screws (25)	- Beeswax	- 33415
8 x 1" Round Head Screws (25)	- Black	- 33418
8 x 1" Round Head Screws (25)	- Pewter	- 33433
8 x 1" Round Head Screws (25)	- Bronze	- 33938
8 x 1 1/4" Round Head Screws (25)	- Beeswax	- 33416
10 x 1 1/2" Round Head Screws (25)	- Beeswax	- 33419
10 x 1 1/2" Round Head Screws (25)	- Black	- 33420

ROUND HEAD SCREWS - SS

(Stainless Steel screws with Black Powder Coated round heads)

3.0 x 12 Round Head Screws (25)	- Black SS	- 83754
3.5 x 20 Round Head Screws (25)	- Black SS	- 83755
3.5 x 25 Round Head Screws (25)	- Black SS	- 83756
4.0 x 20 Round Head Screws (25)	- Black SS	- 83757
4.0 x 25 Round Head Screws (25)	- Black SS	- 83758
4.0 x 35 Round Head Screws (25)	- Black SS	- 83759

SPINDLES - IMPERIAL

120mm Threaded Spindle Imperial	- Spare	- 33230S
140mm Threaded Spindle Imperial	- Spare	- 33230XLS
190mm Threaded Spindle Imperial	- Spare	- 33230XXL



SPINDLES - METRIC

120mm Threaded Spindle Metric	- Spare	- 83691
140mm Threaded Spindle Metric	- Spare	- 83692

SPINDLES - SPLIT

140mm 8mm Standard Split Spindle	- Spare	- 33230R
----------------------------------	---------	----------



FROM THE ANVIL

GENERAL MAINTENANCE & CARE GUIDE

General Maintenance

As with any ironmongery on today's market there are general maintenance tips that can be used to keep your products at their best. All of our finishes will last for many years to come but, as with anything, the more you look after it the better it looks!

Our products, especially when used externally, will require the occasional oiling of any moving parts so that they perform to their full capability. Oil prior to fitting and periodically afterwards.

To preserve the integrity of your chosen finish lightly oiling the surface as soon as you get or fit your product (not beeswax - see below for beeswax specific care) is recommended and will help prevent any build up of harmful deposits which can drastically shorten the lifespan. We recommend that ironmongery is also wiped with a lightly oiled cloth from time-to-time (not beeswax). This will help remove any build up on the surface and restore it to its original condition.

A 3-in-1 oil would be perfect for all oiling purposes.

Always use the products we recommend for external or internal use, otherwise you may encounter a degradation of the lacquer/wax finish. Our internal finishes aren't recommended for external use but can still be used, if desired, in an enclosed or protected area, like a porch but you may need to reapply an extra coating of wax (beeswax finish only) or regular oiling on other internal only finishes as you may encounter some surface rusting issues if not totally protected. Pages 4 & 5 of this brochure provide the information on which finishes can be used internally or externally and should be consulted before you make any purchase.

All of our products have excellent anti-corrosion properties if maintained to the specific requirements of each individual finish and will last for many years if given just a little regular care.

The fixings supplied with a number of our products are hand made and therefore a little extra care needs to be taken when fitting. It is recommended that a pilot hole is drilled (especially into hard woods) for all fixings and that you rub the screw with candle wax before fixing. Please take the utmost care when fixing our screws, they are traditional slotted and require a pilot drill along with a well fitted screwdriver, if chipped the head will rust (paint can be applied if needed).

Warnings

The chemicals in wet plaster will rust our products and the moisture in a newly plastered room is phenomenal. Only fit your new ironmongery when you have made sure that all new plaster is fully cured.

We do not recommend using our products in coastal areas as the salt content in the air will rust all finishes. Only stainless steel will not rust in this sort of environment and therefore our products cannot be guaranteed.

Do not use any form of chemical cleaner (e.g. oxalic acid) or aerosol spray as this can break down any finish or lacquer on the surface of your product. When applying wood finish cover the ironmongery or better still remove. Wood stain may seem harmless but a few drops on un-lacquered brass will do damage.

Beeswax Finish

The beeswax finish is the most authentic finish for steel and to preserve the colours and the texture from the forge, hammer and anvil, we apply pure beeswax. This gives a subtle, matt richness to the metal and offers excellent protection when products are fitted internally and properly maintained. When choosing the Beeswax finish, sometimes because of temperature changes and packaging conditions, your product might have signs of a slight white bloom on opening. We recommend you buff it with a soft cloth, this will restore the finish to its intended glory.



22314 - 3-in-1 Oil

However, mild steel or malleable iron, which are the two materials we forge, when fitted in damp bathrooms or wet properties, have the potential to exhibit surface rust. If surface rust does occur rub with 00 grade wire wool and apply maintenance wax with a rag or brush. The maintenance wax will restore the finish and afford protection.

As with all our products all moving parts should be oiled prior to fitting and periodically afterwards so using 3-in-1 oil will be ideal for this purpose. Please note that any oil can break down the wax finish so care must be taken when applying to any Beeswaxed finish product.



33002 - Anvil Maintenance Wax

Brass Finishes

All of our brass products are cast from high quality solid brass and have been manufactured to the highest standards. They are un-lacquered and will therefore naturally age through oxidization. The Antique Brass finish has been treated to speed up this natural tarnishing and ageing process which produces the antique feel of the product. It is burnished making it smooth in appearance and is used as an alternative finish where a highly polished surface is not desired. To maintain this ageing process no care needs to be taken other than the occasional oiling of working parts. However, if you require a semi gloss finish, this can be achieved by applying a coating of good quality metal polish and following the manufacturer's directions.

Polished Brass items will need to be maintained at regular intervals if you would like to keep the original quality and finish, especially if being used externally or in high moisture areas (bathrooms etc). A monthly polish will suffice in these situations and will be enough to maintain the quality finish. Alternatively, the brass can be left to age of it's own account through oxidization and will gain a darkened patina through the years.

Wooden Finishes

We use high quality wood products in the From The Anvil range and they can be kept to these high standards by way of a simple maintenance routine. These products can be polished or waxed which will maintain the vibrancy of the wood and give overall protection. They have been designed to be used internally but can also be used externally if regularly maintained with our Anvil wax.

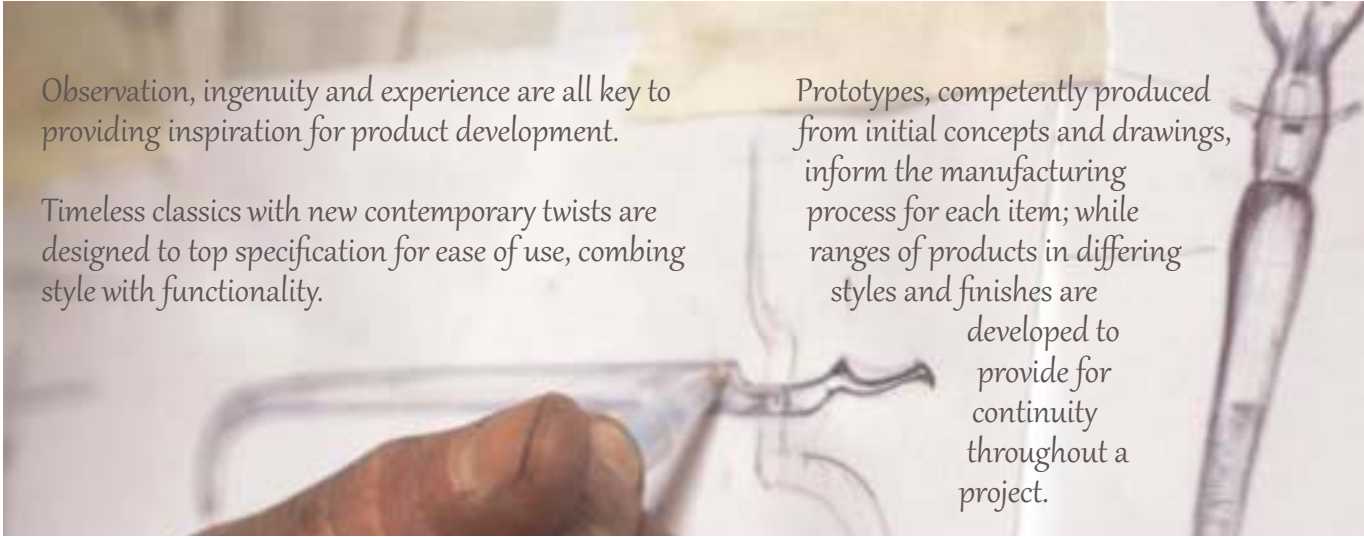
Advice

We supply our quality products through a network of official registered stockists spread far and wide from one end of the country to the other and also covering the Rep. of Ireland. So if you need any advice or have any questions regarding any of our products, finishes or care guides please feel free to get in touch with the stockist you originally bought from or with us as we are always keen to get feedback on our ironmongery. Alternatively our website has a wealth of information regarding all the issues you may have, in our F.A.Q. pages, how to guides and detailed photos of every product we make.



For any information visit us at:
www.fromtheanvil.co.uk


FROM THE ANVIL DESIGN - MANUFACTURE - QUALITY



Observation, ingenuity and experience are all key to providing inspiration for product development.

Timeless classics with new contemporary twists are designed to top specification for ease of use, combining style with functionality.

Prototypes, competently produced from initial concepts and drawings, inform the manufacturing process for each item; while ranges of products in differing styles and finishes are developed to provide for continuity throughout a project.



Traditional methods of shaping the base metal, using fire and an Anvil, ensure that we retain both strength and beauty in the resulting products.

Within the 'Anvil's' hand-forged range no two pieces are identical. Each item is a unique yet functional work of art skilfully created by one of our master craftsmen.



16 years experience and a wealth of ingenuity has established 'From the Anvil' as an accomplished manufacturer of quality ironwork.

The manufacturing process of hand forging mild steel enables 'From The Anvil' to achieve the strongest and most unique ironmongery available on the market with a focus on quality as products are honed to the highest specification.







CUSTOMER HOMES

From The Anvil products in use in your home...

Does 'From the Anvil' hand forged ironmongery already add that beautiful finishing touch to an aspect of your home?

Are you so proud of your property that you'd want to show it off to the world?

Would you be happy for your project to feature as a case study on our website or in future issues of our glossy brochure?

If the answer is yes, then we'd really like to hear from you!



Drop an email to us at: casestudies@fromtheanvil.co.uk attaching an image or two detailing our ironmongery in your home, new build or renovation project.

We may just spotlight your home as part of our 'Customer Homes' feature on our new website at: www.fromtheanvil.co.uk/case-studies and, if we do, we'll give you £200 (r.r.p.) worth of 'From the Anvil' products of your choice.



INDEX

A

Antique	
– Brass	4, 185
– Pewter	5, 184
– T Hinge	13-14
Arrow Head T hinges	10-14
Art Deco Letterplate	94
Avon Lever Handles	36-39

B

Ball Curtain Finial	166
Ball Mortice Knob Set	72
Band & Spike Hinge	10
Bar, Joining	167
Barn Door Hinge	10
Bathroom	
– Deadbolt	175
– Latch (Rim Lock)	79
– Lever Handle	36-56
– Heavy Duty Mortice Lock	174
– Mortice Lock	173
– Thumbturn	84
Bean	
– D Handles	59
– Thumblatch	25-26
Beaten Cupboard Knob	123
Beehive	
– Escutcheon	83
– Mortice / Rim Knob Set	70
Beeswax Finish	4, 184
Bevel Stay Pin	142
Black Finish	4, 184
Bolt	
– Cranked	104-105
– Fishtail	104
– Flush	109
– French	108
– Knob	105, 107
– Shepherd's Crook	106

– Slide	109
– Straight	104-105
– Universal	107
Box Lock	76
Brackets	
– Handrail	171
– Mending	170
– Shelf	169-170
Bronze Finish	4, 184
Brushed Satin Chrome	5, 184
Bun Mortice / Rim Knob Set	71
Butt Hinges	16
Butterfly Hinges	20

C

Cabin Hook	119-121
Cabinet	
– Handle	63
– Knobs	123-127
– Latch	128
– Turn	128
Canopy, Trickle Vent	163
Care Guide	184-185
Cassette, Spring Unit	180
Celtic Hat & Coat Hooks	115
Centre	
– Door Knobs	73-74
– Keeps	179
Chrome, Polished	5, 184
Claw Espagnolette Gearbox	178
Closer, Door	23
Coat Hooks	113-118
Contents	3
Cottage Latch	32
Cottage Lever Handles	55
Cranked	
– Fishtail Bolts	104

– Knob Bolts	105
– Hinge, Hook & Band	10
– Stay Pin	142
Cromwell Lever Handles	46-47
Cup Hook	116
Cupboard	
– Knob, Beaten	103
– Turn	128
Curly Lever Handle	56
Curtain	
– Finials	165-167
– Mounting Bracket	167
– Poles	167
– Rings	167
– Tie Back	166
Cylinder Pulls	84

D

Davenport Rim lock	77
Deluxe	
– Lever Handle	50
– Monkeytail Espag. Fastener	145
Diamond	
– Bathroom Thumbturn	84
– Escutcheon	82
– Euro Escutcheon	82
Door	
– Bolts	104-109
– Closer	23
– Grill	102
– Knobs	68-74
– Knockers	86-88
– Locks	173-177
– Stop	111
Doctor's Door Knocker	88
Drawer Pull	58-66
Drop Handle	63

E

Ebony Finish	5, 185
Electrical Accessories	182
End Keeps	179
Escutcheons	81-84
Espagnolette handles	
– Door	36-49
– Window	144-153
Espagnolette Bars & Rods	178
Euro	
– Cylinder	176
– DIN Sash Case	176
Door Pull	84
– Sash Lock	176
– Thumbturn Cylinder	176

F

Fanlight Window Furniture	157
Fasteners, window	130-135
Finishes, Product	4-5
Fishtail Bolts	104
Fleur-de-Lys Hook	113
Flower Mortice Knob Set	72
– Flush & Slide Bolts	109
Frame Keep Pin	30
French Door Bolts	108
Friction Hinges	22

G

General Maintenance	184-185
Gents Sign	99
Gothic	
– Curved Lever Handles	42-43
– D Handles	58
– Hook	113
– Lever Handles	40-41
– Thumblatch	28-30

Grill



- door 102
- trickle vent 163

H

H Hinge 18

- Hammered
- D Handles 64
 - Knob 123

Handle

- Cabinet 63
- Bean D 59
- Drop 63
- Gothic D 58
- Hammered D 64
- Lever 37-56
- Pull 58-66

Handmade Nails 101

Handrail Bracket 171

Hat & Coat Hooks 113-118

Heavy

- Bean Thumbblatch 26
- Beehive Mortice Knob Set 70
- Duty Latch 174
- Duty Tubular Deadbolt 175

Hinge Fronts 15

Hinges

- Arrowhead 10-14
- Barn Door 10
- Band & Spike 10
- Butt 16
- Butterfly 20
- Friction 22
- H 18
- HL 19
- Hook & Band 10
- Parliament Hinge 17
- Penny End 7-8
- Ornate 21
- Shutter 21
- Stormproof 22

- Smooth 13-14
- T 7-15

Hook Plate 134

Hook Racks 117-118

Hooks 113-121

Horizontal Sash Lock 173

I

Iron Finish 5, 185

J

Joining Bar 167

K

Keep

- door 177, 179
- rim lock 77

Knob

- Bolts 105
- Door 68-74

Knocker, Door 86-88

L

L' Hook 116

Ladies Sign 99

Latch

- Cottage 32
- Set, Shakespeare 34
- Lever Sets 37-56

Leaf Curtain Finial 165

Letterplates 90-94

Letterplate Cover 90-94

Letters 97

Lever Handles

- Avon 36-39
- Classic 54
- Cottage Sprung 55
- Cromwell 46-47
- Curly 56
- Deluxe 50
- Gothic 40-41
- Gothic Curved 42-43

- Monkeytail 48
- Monkeytail on Diamond 49
- Narrow 39
- Oak 53
- Smooth 51
- Straight 52
- Tudor 44-45

Lion's Head Door Knocker 88

Locks

- 3 Point Door Lock 177
- 5 Lever Deadlock BS 175
- 5 Lever HD Sash Lock BS 174
- 5 Lever Horiz. Sash Lock 173
- 5 Lever Sash Lock BS 173
- Bathroom Mortice 173
- Box 76
- Euro Cylinder 176
- Euro DIN Sash Lock 176
- Euro Sash Lock 176
- Euro Thumbturn Cylinder 176
- Window Lock 180

Locking

- Window Fastener 131-135
- Screw-on Staple 31
- Staple Pin 30
- Stay Pin 142

Locks, Latches & Accessories 172

Loop Door Knocker 87

M

Maintenance 4-5, 184-185

Medium Bean Thumbblatch 25

Mending Bracket 170

Monkeytail

- Diamond on Rosette 49
- Espagnolette 144-146
- Fastener 130-132
- Handles 48-49
- Stays 136-138

Mortice

- Bathroom Lock 173, 175

- Knob Sets 68-72
- Plate 130
- Tubular latch 173

Mounting Bracket 167

Mushroom Mortice / Rim Knob Set 71

N

Nails

- Handmade 100
- Rosehead 100

Narrow

- Lever Espag. Lock Set 39
- Spring Unit Cassette 180

Natural

- Smooth Finish 5, 184
- Textured Finish 5, 184

Night Latch 174

Night-Vent Fastener

- Monkeytail 132
- Peardrop 135

Numerals 96

O

Oak

- Box Lock & Oct. Knob Set 76
- Lever Handles 53

Octagonal

- Cabinet Knob 125
- Centre Door Knob 73
- Mortice / Rim Knob Set 68

Offset Stay Pin 142

Ornate Hinges 21

Oval

- Cabinet Knob 125
- Escutcheon 81
- Escutcheon & Cover 81
- Euro Escutcheon 81
- Mortice Rim/Knob Set 69, 71

Oxford Privacy Set 33



P

Parliament Hinge 17

Pear Shaped Door Knocker 86

Peardrop
 – Espagnolette 149-151
 – Fastener 134-135
 – Stays 140-141

Penny End T Hinges 7-8

Pewter Patina Finish 4, 184

Plain
 – Escutcheon 83
 – Fingerplate 61, 111
 – Keep 177

Polished
 – Brass Finish 4, 185
 – Chrome Finish 5, 184
 – Nickel Finish 5, 184

Postal Letterplate 94

Privacy Latch Set 33

Projection Door Stop 111

Pull Handles 57-66

Pulley, Standard – 75kg 155

Pull
 – Sash 154
 – Sign 98

Push Plate 111

Push Sign 98

Pyramid Door Studs 102

Q

Quadrant Stay 158

R

Racks, Hook 117-118

Raised Door Grill 102

Ribbed
 – Cabinet Knob 125
 – Pull Handles 66

Rim Cylinder 174

Rim Lock
 – & Cast Iron Cover 76
 – & Cover 76
 – Bathroom Latch 79
 – Davenport 77
 – Large 78
 – Small 79

Ring
 – Door Knocker 86, 87
 – Turn Handle Set 35
 – Turn, Shakespeare 35

Ringed Mortice / Rim Knob Set 70

Robe Pull Handles 60

Rosehead Nails 101

Rosewood Finish 5, 185

Robe Hooks 115

Round
 – Bathroom Thumbturn 84
 – Mortice 69

S

Sash
 – Cord 156
 – Lift 155
 – Lock 173-176
 – Pull 155
 – Pulley 156
 – Secure Stop 156
 – Window Furniture 154-156

Screw on Staple
 – Gothic End 31
 – Gothic End Locking 31
 – Penny End 31
 – Penny End Locking 31

Secure Stop 155

Shakespeare
 – Door Knocker 86
 – Latch Set 34
 – Ring Turn Set 35

Shelf Brackets 169-170

Shell

– Curtain Finial 166
 – Pull Handles 65

Shepherd's Crook
 – Bolt 106
 – Espagnolette 148
 – Fastener 133
 – Finial 133
 – Window Stays 139

Shoot Strike End Plate 179

Shutter Hinges 21

Signs 98-99

Slim Thumbblatch 26

Smooth
 – Lever Handles 51
 – T Hinges 13-14

Spares 183

Spindle
 – Threaded 183
 – Taylors 180

Spiral Cabinet Knob 127

Spring Unit Cassette 180

Standard Hook Fastener 154

Staple Pin 30

Stay Pins
 – Bevel 142
 – Cranked 142
 – Locking 142
 – Offset 142

Stays
 – Quadrant 159
 – Roller Arm 160
 – Sliding 143
 – Window 136-143

Stormproof Hinges 22

Straight
 – Door Bolts 104-108
 – Knob Bolts 105, 107
 – Lever Handles 52

Studs, Pyramid Door 102

Suffolk Latch 29-30

T

T Hinges
 – Antique 13-14
 – Arrow Head 10-14
 – Pennyend 7-8
 – Smooth 13-14

Taylors Spindle 180

Teardrop Espagnolette 153

Telescopic Window Winder 157

Threaded Spindle 183

Thumbblatches 25-30

Thumbblatch Accessories 30-31

Thumbturns 84

Trickle Vent 162-163

Tubular
 – Deadbolt 175
 – Mortice Latch 173

Tudor Lever Handles 44-45

Tunius Window Stay 136

Twist Pull Handle 60

U

Universal Bolts 107

V

Ventable Keep Plate 180

W

Window
 – Claw Espag. Gearbox 178
 – Espagnolettes 144-153
 – Fasteners 130-135
 – Fastener Accessories 130, 134
 – Lock 180
 – Stay Accessories 142
 – Stays 136-142

Windsor Door Knocker 87

SUPPLY POLICY

It is our policy to distribute our products through a strong network of trade outlets namely architectural ironmongers and builders' merchants throughout the UK.


Please e-mail: info@fromtheanvil.co.uk for a recommended outlet in your area.

CONDITIONS OF SALE

1. Slight variations in sizes and colour may occur due to the hand-crafted nature of the products. This is why people buy our products because no two items are the same.
2. All items shown within this catalogue are offered subject to availability.
3. Any prices or quotations obtained verbally will not be deemed valid, nor will any responsibility or intent be accepted.
4. Deliveries direct to site will not be undertaken without full postcode, contact name and telephone number. Please note that 'From the Anvil' does not accept any liability for site deliveries and they are sent at the customers' own risk.
5. Whilst 'From the Anvil' endeavours to offer outstanding service, our prompt progression of orders means that they maybe unable to include additions with the main consignment once it has been processed and packed. Hence these may be considered as a separate order and be subject to additional carriage charges.
6. All requests for returns must be made in writing. The customer will be charged a restocking charge and the goods are to be returned at the customers' own expense. The goods must be in a re-saleable condition and must be authorised by us. If packing is not complete no credit will be given. The customer must provide us with the original invoice, despatch note or other proof of purchase. All goods will be thoroughly inspected before credit is given.
7. Claims for shortages, damaged goods or incorrect supply must be notified within 3 days of receipt. No responsibility will be accepted after this interval as the goods will be deemed examined and satisfactory.
8. To the best of our knowledge, all definitions, descriptions and photographs contained in this catalogue are correct at the time of going to press. We cannot, however, be held legally liable for any inaccuracies of definition or description.

Please note that any information within this catalogue is to be used as a recommendation of use only, and 'From the Anvil' does not accept any liability. 'From the Anvil' Customers are encouraged to seek other technical advice. Due to the printing process we advise that you do not use the colour images in this catalogue as an indication for colour replication.

9. In the event of goods proving faulty by way of manufacture, 'From the Anvil' will replace the same but in doing so, no liability, consequential or otherwise, is accepted.
10. 'From the Anvil' warrants that the goods are of merchantable quality (as defined in the Sale of Goods Act 1979) but does not warrant that the goods are fit for any specific purpose and accepts no liability for any loss or damage suffered by the customer as a result of any defect in the design, materials or workmanship of the goods.
11. The customer shall indemnify 'From the Anvil' in respect of any loss, injury, expense or claim of whatsoever nature and howsoever arising out of the Contract or the goods, or their storage, installation, use, operation or maintenance save to the extent that the same is caused by negligence of 'From the Anvil', its servants or agents, including 'From the Anvil's subcontractors.

N.B.  is a registered Trademark and may, in no way be reproduced, replicated or copied without prior consent or agreement from the management.



Wherever possible our products have been stamped with an Anvil Authentication Mark to show genuine 'From The Anvil' products.



Owning a period property can be very rewarding but restoration and repair can often be a daunting challenge.

Maintaining the feel of authenticity you originally fell in love with by using modern, mass-produced fixtures and fittings is almost impossible.

All 'From The Anvil' items are hand-forged by master craftsmen using traditional English blacksmithing methods.

Designs are based on timeless classics, but hand-forging means that no two pieces are identical, each one a unique yet functional work of art that will only enhance it's setting.

We hope you enjoy our new 'From The Anvil' ironmongery collection.



WEBSITE



EMAIL



YOU TUBE



TWITTER



FACEBOOK



PINTEREST



GOOGLE+





33 DDOLE ENTERPRISE PARK, LLANDRINDOD WELLS, POWYS LD1 6DF.
INFO@FROMTHEANVIL.CO.UK - TEL: 01597 823822 - FAX: 01597 823821